



Central Depository Systems (Pvt) Limited

INFOLINE October 2017



**Operational Highlights of
Central Depository Systems (Pvt) Ltd.
of Sri Lanka (CDS)**

(A fully owned subsidiary of Colombo Stock Exchange)

Tel: 2356456 Fax: 2440396

E-mail: [cgs@cse.lk](mailto:cds@cse.lk)

Website: www.cds.lk

Operational Highlights

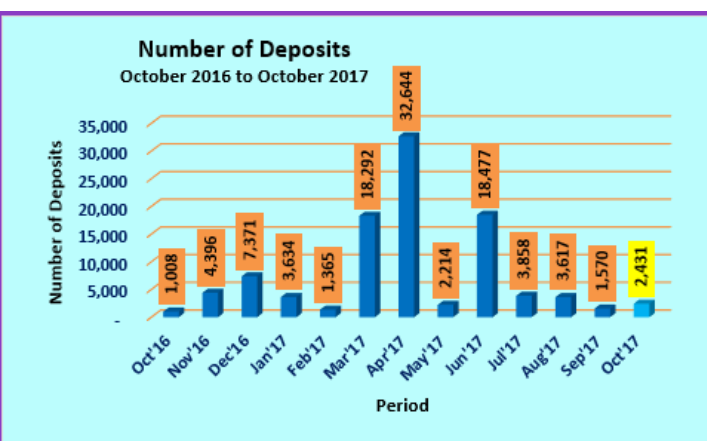
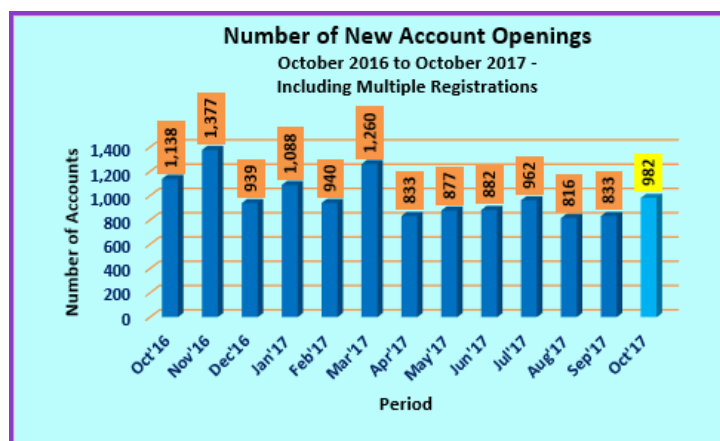
Major Operations	Oct-17	Sep-17	Aug-17	Jul-17	Jun-17	May-17	Oct-16
New Accounts (No.)	982	833	816	962	882	877	1,138
Deposits (No.)	2,431	1,570	3,617	3,858	18,477	2,214	1,008
Withdrawals (No.)	2	3	9	0	0	0	0
Transfers (No.)	3,294	1,654	1,745	2,265	2,564	2,245	2,542
Trades (No.) - Equity	129,101	95,563	71,791	101,594	100,413	104,904	76,149
Trades (No.)-Closed End Funds	53	20	17	40	61	106	69
Market Days (No.)	20	19	22	21	20	20	21
Listed Companies (No.)	295	295	295	295	296	296	295
Participants (No.)	49	49	50	50	50	50	51

* Deposits in October 2017 include 2,080 direct deposits made due to Subdivisions, Right Issues, Initial public Offers and Capitalization of Reserves.

Comparative analysis on monthly basis

	Oct 17	Sep 17	Aug 17	Jul 17	Jun 17
New Accounts (No.)	17.89	2.08	-15.18	9.07	0.57
Deposits (No.)	54.84	-56.59	-6.25	-79.12	734.55
Trades (No.) - Equity	35.10	33.11	-29.34	1.18	-4.28

	2017	2016
	CUMULATIVE	
	JAN-OCT	
New Accounts (No.)	8,491	11,270
Deposits (No.)	84,158	82,120
Withdrawals (No.)	16	16
Transfers (No.)	18,526	18,996
Trades (No.) - Equity	727,064	882,201
Trades (No.)-Closed End Funds	394	804



eServices Enrollment	As at 31 st October 2017	October 17	As at 30 th September 2017
SMS	10,790	131	10,659
e-Statements	19,019	635	18,819

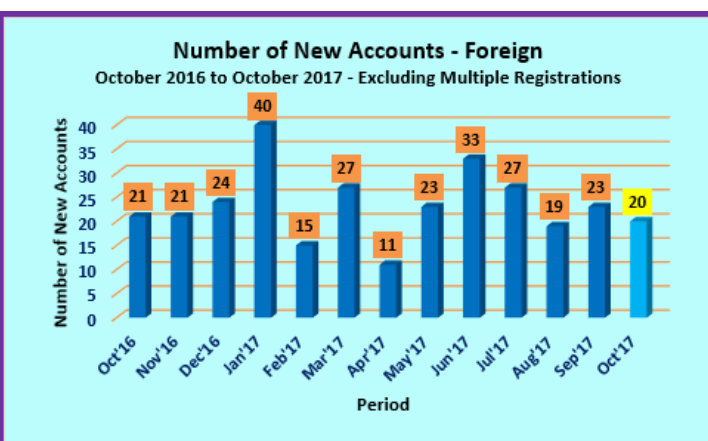
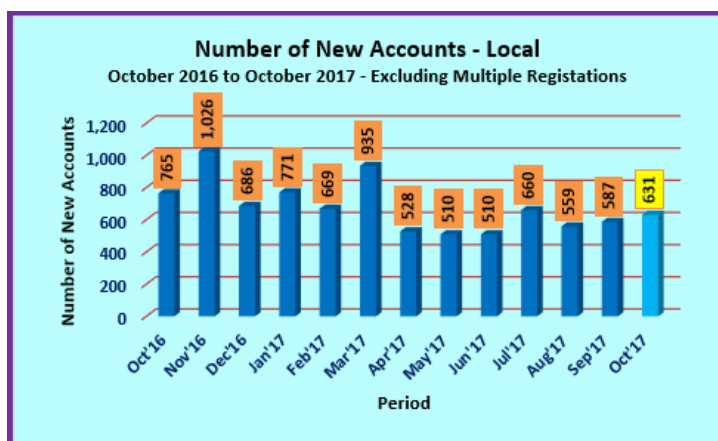
Number of CDS Accounts by Investor Category

De-Mat Accounts in CDS

	Oct-17	Sep-17	Aug-17	Jul-17	Jun-17	May-17	Oct-16
Local Individuals (No.)	598,419	597,806	597,251	596,718	596,079	595,593	590,630
Foreign Individuals (No.)	4,619	4,617	4,612	4,603	4,598	4,594	4,557
Local Companies (No.)	9,629	9,611	9,579	9,553	9,532	9,508	9,346
Foreign Companies (No.)	5,236	5,218	5,200	5,190	5,168	5,139	5,015
Total Excluding Multiple Registrations	617,903	617,252	616,642	616,064	615,377	614,834	609,548
Total De-Mat Accounts Including Multiple Registrations	811,158	810,176	809,343	808,527	807,565	806,683	799,369

De-Mat Account Categories as a Percentage against Total Registrations Excluding Multiple Registrations (%)

	Oct-17	Sep-17	Aug-17	Jul-17	Jun-17	May-17	Oct-16
Local Individuals (No.)	96.85	96.85	96.86	96.86	96.86	96.87	96.90
Foreign Individuals (No.)	0.75	0.75	0.75	0.75	0.75	0.75	0.75
Local Companies (No.)	1.56	1.56	1.55	1.55	1.55	1.55	1.53
Foreign Companies (No.)	0.85	0.85	0.84	0.84	0.84	0.84	0.82
Total Excluding Multiple Registrations	100.00	100.00	100.00	100.00	100.00	100.00	100.00



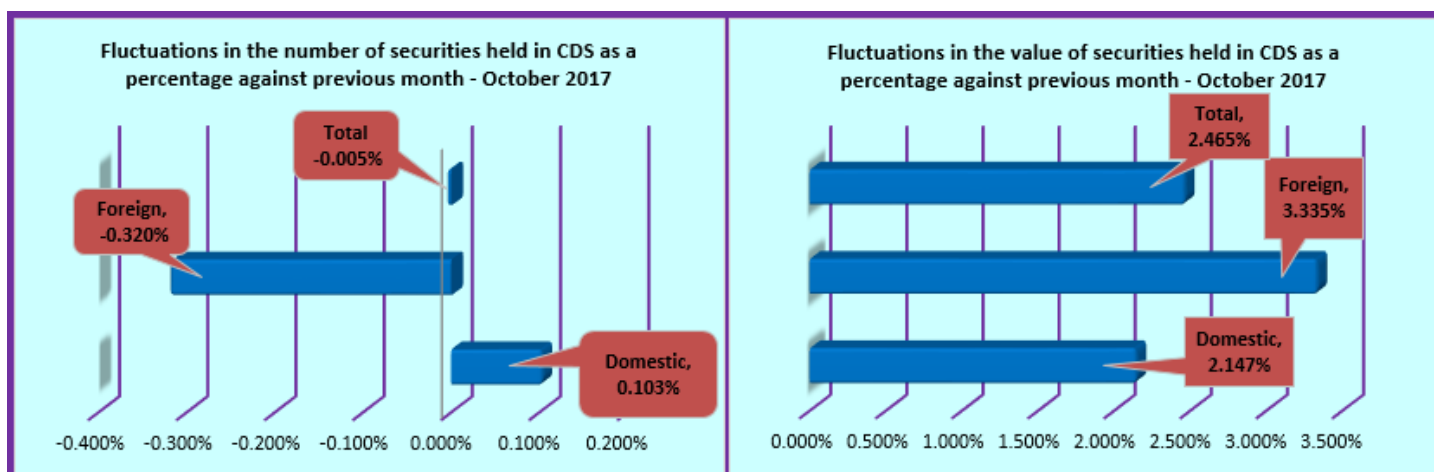
Value & Quantity of the Securities held in the CDS

Securities Held in Custody (Nos.)	Oct-17	Sep-17	Aug-17	Jul-17	Oct-16
Domestic	67,222,699,890	67,153,211,321	66,941,194,977	66,663,733,763	62,484,936,436
Foreign	23,150,876,653	23,225,255,841	23,442,771,366	22,551,963,888	21,038,776,710
Total	90,373,576,543	90,378,467,162	90,383,966,343	89,215,697,651	83,523,713,146

Comparative Analysis on Fluctuations(Change)	Oct-17	Sep-17	Aug-17
Domestic	0.103%	0.317%	0.416%
Foreign	-0.320%	-0.928%	3.950%
Total	-0.005%	-0.006%	1.309%

Securities Held in Custody (Rs.)	Oct-17	Sep-17	Aug-17	Jul-17	Oct-16
Domestic	2,223,042,225,086	2,176,321,446,623	2,154,629,360,825	2,223,866,221,348	2,022,810,943,796
Foreign	821,182,247,966	794,680,757,114	800,110,193,610	827,291,130,185	778,022,230,588
Total	3,044,224,473,053	2,971,002,203,737	2,954,739,554,435	3,051,157,351,533	2,800,833,174,384

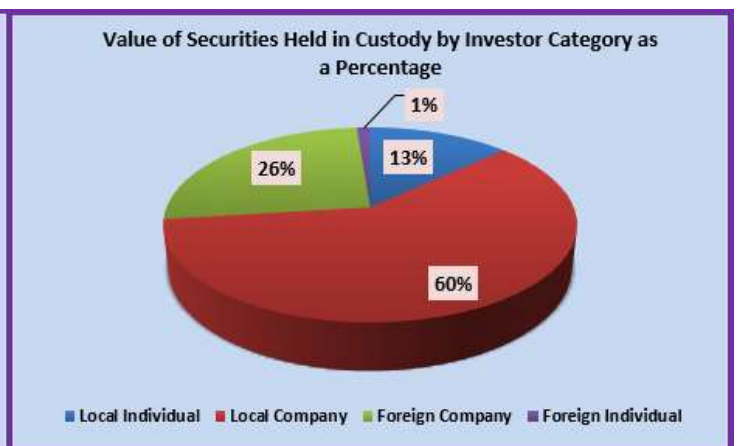
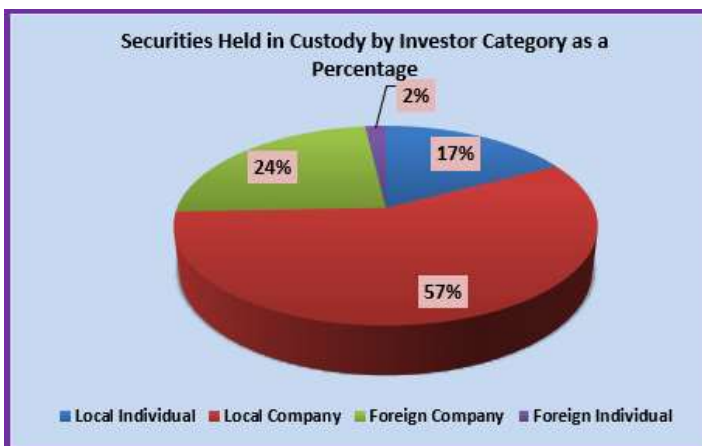
Comparative Analysis on Fluctuations(Change)	Oct-17	Sep-17	Aug-17
Domestic	2.147%	1.007%	-3.113%
Foreign	3.335%	-0.679%	-3.286%
Total	2.465%	0.550%	-3.160%



Value & Quantity of the Securities held in the CDS by Investor Category as at 31st October 2017

Investor Category	Equity Holding	Corporate Debt Holding	Total Holding
Local Individual	15,469,422,084	167,388,405	15,636,810,489
Local Company	48,947,314,803	2,638,574,598	51,585,889,401
Foreign Company	21,461,536,627	13,207,133	21,474,743,760
Foreign Individual	1,672,626,004	3,506,889	1,676,132,893
Total	87,550,899,518	2,822,677,025	90,373,576,543

Investor Category	Equity Value	Corporate Debt Value	Total Value
Local Individual	384,230,372,183.70	16,532,099,557.22	400,762,471,740.92
Local Company	1,558,835,828,309.50	263,443,925,035.89	1,822,279,753,345.39
Foreign Company	782,133,192,027.50	1,328,782,049.98	783,461,974,077.48
Foreign Individual	37,379,400,804.30	340,873,084.48	37,720,273,888.78
Total	2,762,578,793,325.00	281,645,679,727.57	3,044,224,473,052.57

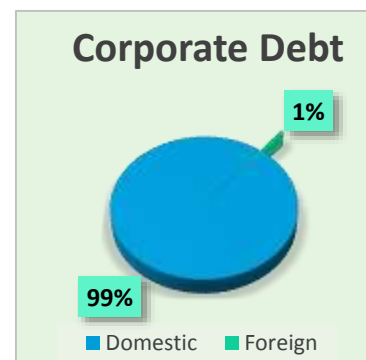
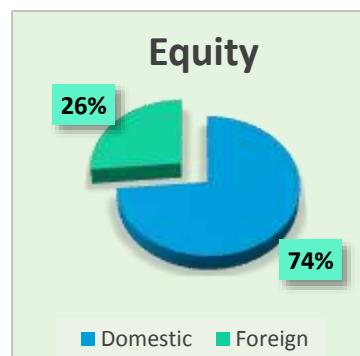
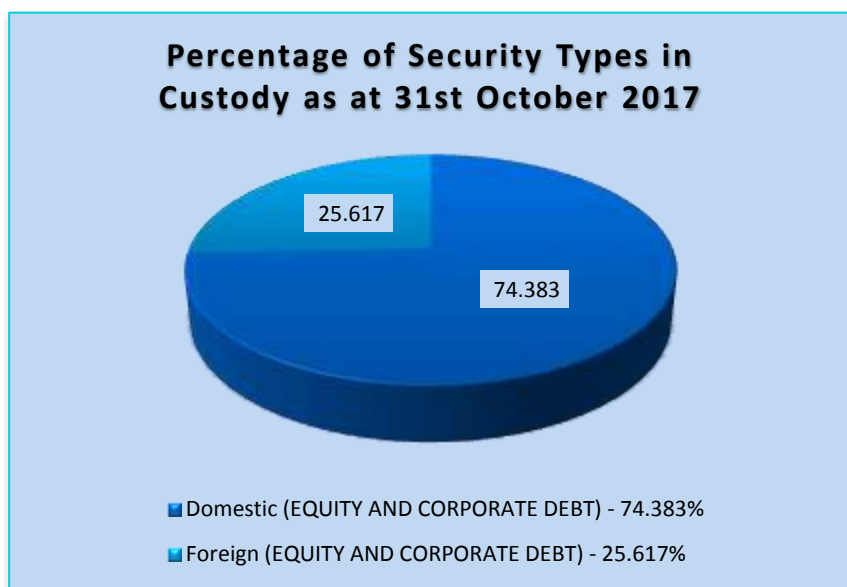


Holdings in CDS as at 31st October 2017

HOLDINGS	Equity	Corporate Debt	Total
Domestic	64,416,736,887	2,805,963,003	67,222,699,890
Foreign	23,134,162,631	16,714,022	23,150,876,653

MARKET VALUE	Equity	Corporate Debt	Total
Domestic	1,943,066,200,493.20	279,976,024,593.11	2,223,042,225,086.31
Foreign	819,512,592,831.80	1,669,655,134.46	821,182,247,966.26

	Quantity	Market Value(LKR)
Equity	87,550,899,518	2,762,578,793,325.00
Debentures	2,822,677,025	281,645,679,727.57



De-Mat Percentages of Securities

DE-MAT PERCENTAGE FOR EQUITY 95.2%

DE-MAT PERCENTAGE FOR CORPORATE DEBT 99.6%

Corporate Actions and New Listings – October 2017

ESOSs	Commercial Bank of Ceylon PLC (2)	COMB.N0000
	Hemas Holdings PLC (1)	HHL.N0000
Scrip Dividends	Ceylon Hotels Corporation PLC (1)	CHOT.N0000
Debt IPO	Siyapatha Finance PLC (1)	SLFL.D0421