



Central Depository Systems (Pvt) Limited

INFOLINE

September 2017



**Operational Highlights of
Central Depository Systems (Pvt) Ltd.
of Sri Lanka (CDS)**

(A fully owned subsidiary of Colombo Stock Exchange)

Tel: 2356456 Fax: 2440396

E-mail: [cgs@cse.lk](mailto:cds@cse.lk)

Website: www.cds.lk

Operational Highlights

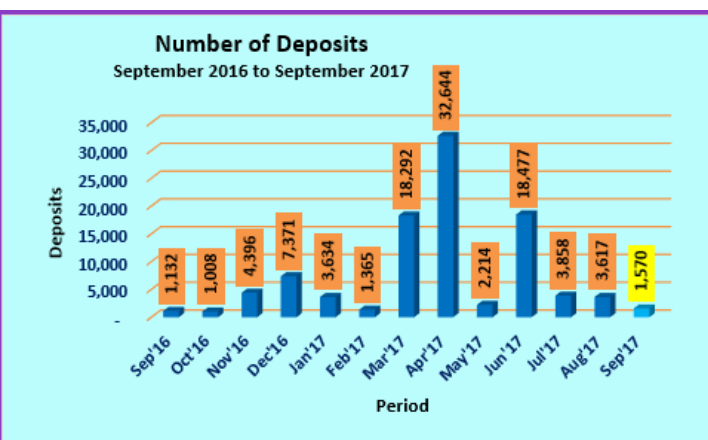
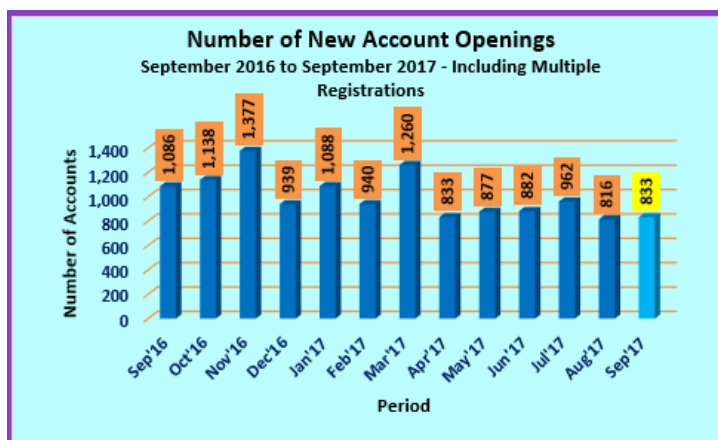
Major Operations	Sep-17	Aug-17	Jul-17	Jun-17	May-17	Apr-17	Sep-16
New Accounts (No.)	833	816	962	882	877	833	1,086
Deposits (No.)	*1,570	3,617	3,858	18,477	2,214	32,644	1,132
Withdrawals (No.)	3	9	0	0	0	0	2
Transfers (No.)	1,654	1,745	2,265	2,564	2,245	1,772	2,479
Trades (No.) - Equity	95,563	71,791	101,594	100,413	104,904	89,494	112,244
Trades (No.)-Closed End Funds	20	17	40	61	106	32	66
Market Days (No.)	19	22	21	20	20	17	20
Listed Companies (No.)	295	295	295	296	296	295	295
Participants (No.)	49	50	50	50	50	51	51

*Deposits in September 2017 include 1,129 direct deposits made due to Subdivisions, Right Issues, Initial public Offers and Capitalization of Reserves.

Comparative analysis on monthly basis

	Sep 17	Aug 17	Jul 17	Jun 17	May 17
New Accounts (No.)	2.08	-15.18	9.07	0.57	5.28
Deposits (No.)	-56.59	-6.25	-79.12	734.55	-93.22
Trades (No.) - Equity	33.11	-29.34	1.18	-4.28	17.22

	2017	2016
	CUMULATIVE	
	JAN-SEP	
New Accounts (No.)	8,491	11,270
Deposits (No.)	84,158	82,120
Withdrawals (No.)	16	16
Transfers (No.)	18,526	18,996
Trades (No.) - Equity	727,064	882,201
Trades (No.)-Closed End Funds	394	804



eServices Enrollment	As at 30 th September 2017	September-17	As at 31 st August 2017
SMS	10,659	28	10,631
e-Statements	18,819	372	18,447

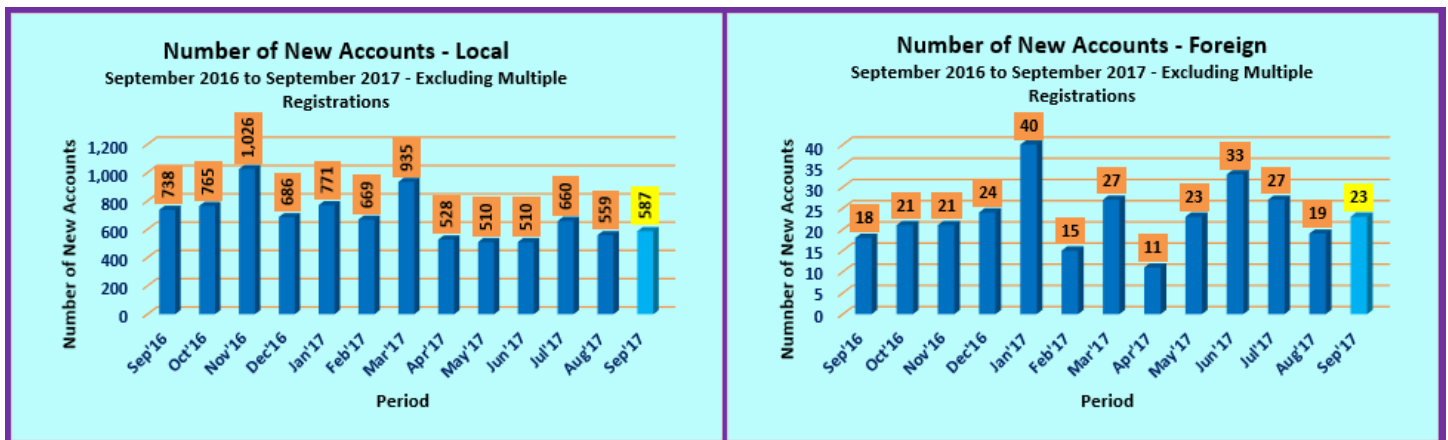
Number of CDS Accounts by Investor Category

De-Mat Accounts in CDS

	Sep-17	Aug-17	Jul-17	Jun-17	May-17	Apr-17	Sep-16
Local Individuals (No.)	597,806	597,251	596,718	596,079	595,593	595,102	589,890
Foreign Individuals (No.)	4,617	4,612	4,603	4,598	4,594	4,589	4,546
Local Companies (No.)	9,611	9,579	9,553	9,532	9,508	9,489	9,321
Foreign Companies (No.)	5,218	5,200	5,190	5,168	5,139	5,121	5,005
Total Excluding Multiple Registrations	617,252	616,642	616,064	615,377	614,834	614,301	608,762
Total De-Mat Accounts Including Multiple Registrations	810,176	809,343	808,527	807,565	806,683	805,806	798,231

De-Mat Account Categories as a Percentage against Total Registrations Excluding Multiple Registrations (%)

	Sep-17	Aug-17	Jul-17	Jun-17	May-17	Apr-17	Sep-16
Local Individuals (No.)	96.85	96.86	96.86	96.86	96.87	96.87	96.90
Foreign Individuals (No.)	0.75	0.75	0.75	0.75	0.75	0.75	0.75
Local Companies (No.)	1.56	1.55	1.55	1.55	1.55	1.54	1.53
Foreign Companies (No.)	0.85	0.84	0.84	0.84	0.84	0.83	0.82
Total (Excluding Multiple Registrations)	100.00	100.00	100.00	100.00	100.00	100.00	100.00



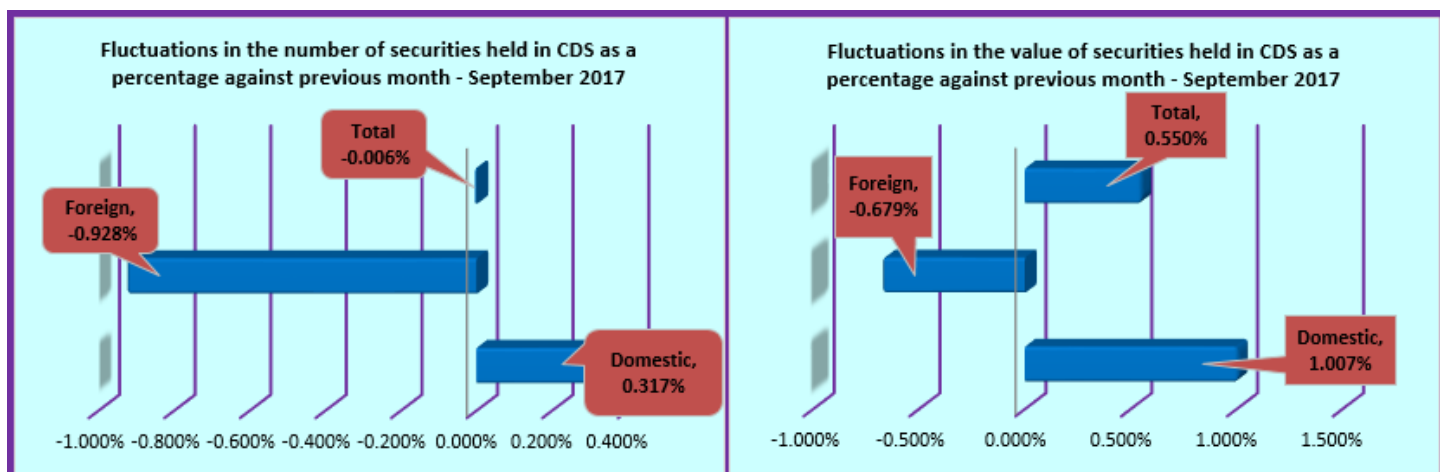
Value & Quantity of the Securities held in the CDS

Securities Held in Custody (Nos.)	Sep-17	Aug-17	Jul-17	Jun-17	Sep-16
Domestic	67,153,211,321	66,941,194,977	66,663,733,763	66,574,571,858	62,390,138,168
Foreign	23,225,255,841	23,442,771,366	22,551,963,888	22,425,998,884	21,139,600,765
Total	90,378,467,162	90,383,966,343	89,215,697,651	89,000,570,742	83,529,738,933

Comparative Analysis on Fluctuations(Change)	Sep-17	Aug-17	Jul-17
Domestic	0.317%	0.416%	0.134%
Foreign	-0.928%	3.950%	0.562%
Total	-0.006%	1.309%	0.242%

Securities Held in Custody (Rs.)	Sep-17	Aug-17	Jul-17	Jun-17	Sep-16
Domestic	2,176,321,446,623	2,154,629,360,825	2,223,866,221,348	2,253,085,934,792	2,058,464,260,203
Foreign	794,680,757,114	800,110,193,610	827,291,130,185	840,226,749,534	794,816,230,472
Total	2,971,002,203,737	2,954,739,554,435	3,051,157,351,533	3,093,312,684,326	2,853,280,490,675

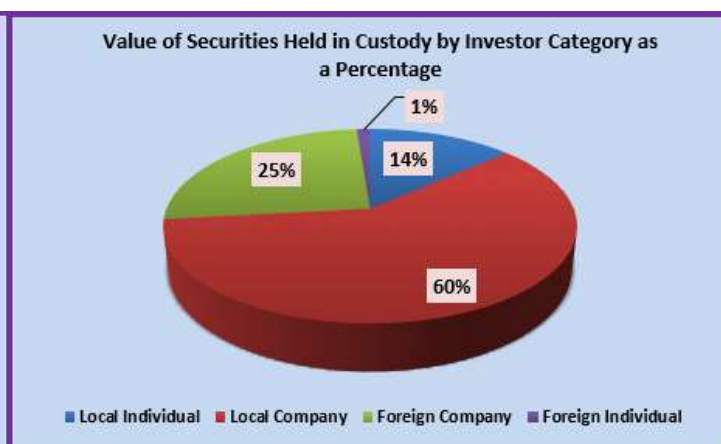
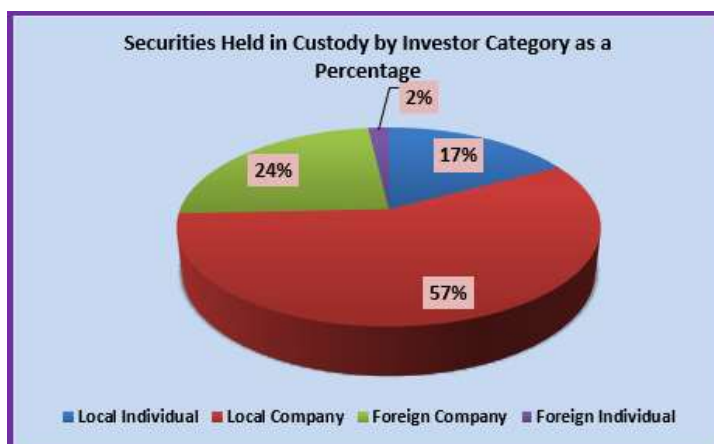
Comparative Analysis on Fluctuations(Change)	Sep-17	Aug-17	Jul-17
Domestic	1.007%	-3.113%	-1.297%
Foreign	-0.679%	-3.286%	-1.540%
Total	0.550%	-3.160%	-1.363%



Value & Quantity of the Securities held in the CDS by Investor Category as at 30th September 2017

Investor Category	Equity Holding	Corporate Debt Holding	Total Holding
Local Individual	15,397,691,062	175,748,842	15,573,439,904
Local Company	48,937,358,756	2,642,412,661	51,579,771,417
Foreign Company	21,535,295,313	13,207,133	21,548,502,446
Foreign Individual	1,673,248,006	3,505,389	1,676,753,395
Total	87,543,593,137	2,834,874,025	90,378,467,162

Investor Category	Equity Value	Corporate Debt Value	Total Value
Local Individual	385,242,283,297.50	17,415,238,163.10	402,657,521,460.60
Local Company	1,509,742,740,721.20	263,921,184,441.01	1,773,663,925,162.21
Foreign Company	756,433,955,252.30	1,328,782,049.98	757,762,737,302.28
Foreign Individual	36,577,289,378.20	340,730,433.83	36,918,019,812.03
Total	2,687,996,268,649.20	283,005,935,087.92	2,971,002,203,737.12

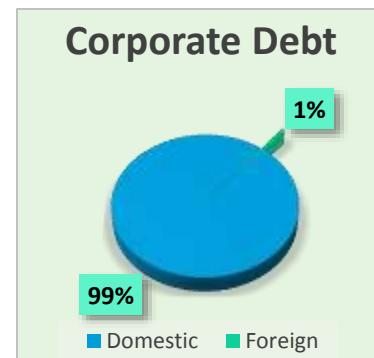
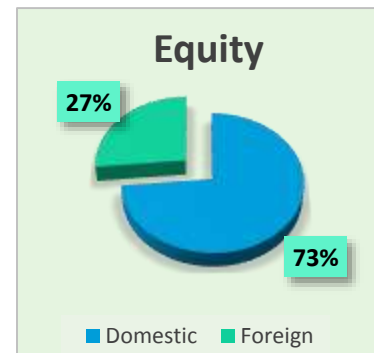
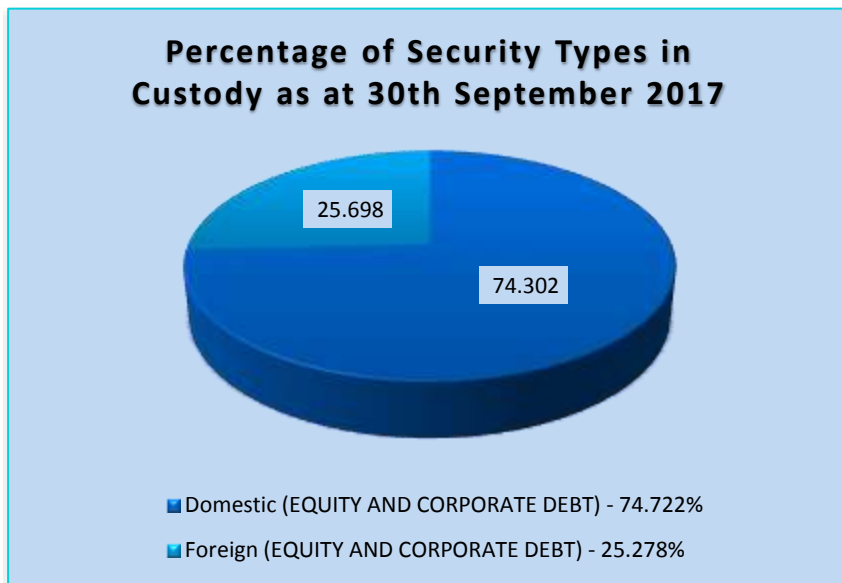


Holdings in CDS as at 30th September 2017

HOLDINGS	Equity	Corporate Debt	Total
Domestic	64,335,049,818	2,818,161,503	67,153,211,321
Foreign	23,208,543,319	16,712,522	23,225,255,841

MARKET VALUE	Equity	Corporate Debt	Total
Domestic	1,894,985,024,018.7	281,336,422,604.11	2,176,321,446,622.81
Foreign	793,011,244,630.5	1,669,512,483.81	794,680,757,114.31

	Quantity	Market Value(LKR)
Equity	87,543,593,137	2,687,996,268,649.20
Debentures	2,834,874,025	283,005,935,087.92



De-Mat Percentages of Securities

DE-MAT PERCENTAGE FOR EQUITY 95.2%

DE-MAT PERCENTAGE FOR CORPORATE DEBT 99.6%

Corporate Actions and New Listings – September 2017		
ESOSs	Commercial Bank of Ceylon PLC (3)	COMB.N0000
	Hatton National Bank PLC (2)	HNB.N0000
	Hatton National Bank PLC (3)	HNB.X0000
	John Keells Holdings PLC (1)	JKH.N0000
Rights Issues	Prime Finance PLC (1)	GSF.N0000
Scrip Dividends	Colombo Investment Trust PLC (1)	CIT.N0000
	Colombo Fort Investments PLC (1)	CFI.N0000