



Central Depository Systems (Pvt) Limited

# INFOLINE November 2017



## Operational Highlights of Central Depository Systems (Pvt) Ltd. of Sri Lanka (CDS)

(A fully owned subsidiary of Colombo Stock Exchange)

Tel: 2356456 Fax: 2440396

E-mail: [cgs@cse.lk](mailto:cds@cse.lk)

Website: [www.cds.lk](http://www.cds.lk)

## Operational Highlights

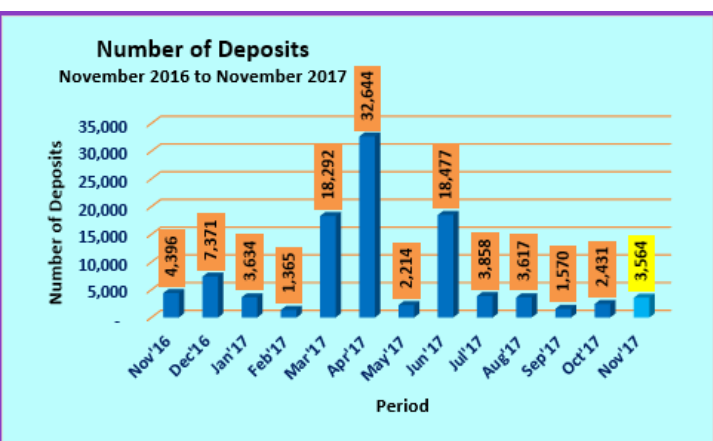
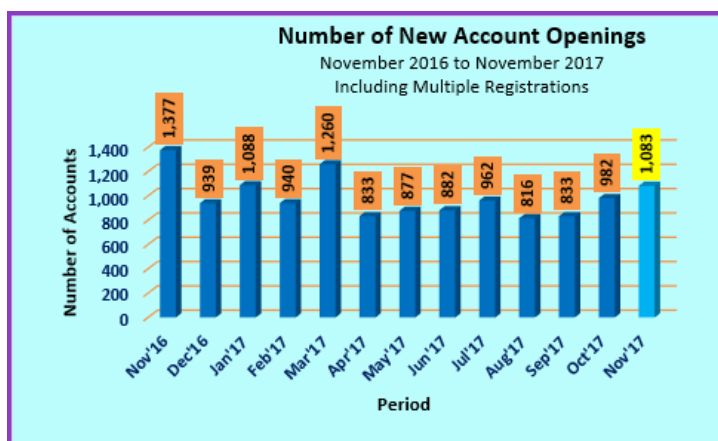
Major Operations	Nov-17	Oct-17	Sep-17	Aug-17	Jul-17	Jun-17	Nov-16
New Accounts (No.)	1,083	982	833	816	962	882	1,377
Deposits (No.)	3,564	2,431	1,570	3,617	3,858	18,477	4,396
Withdrawals (No.)	0	2	3	9	0	0	0
Transfers (No.)	3,679	3,294	1,654	1,745	2,265	2,564	3,574
Trades (No.) - Equity	74,562	129,101	95,563	71,791	101,594	100,413	54,791
Trades (No.)-Closed End Funds	40	53	20	17	40	61	17
Market Days (No.)	21	20	19	22	21	20	21
Listed Companies (No.)	296	295	295	295	295	296	294
Participants (No.)	49	49	49	50	50	50	51

\* Deposits in October 2017 include 2,133 direct deposits made due to Subdivisions, Right Issues, Initial public Offers and Capitalization of Reserves.

### Comparative analysis on monthly basis

	Nov 17	Oct 17	Sep 17	Aug 17	Jul 17
New Accounts (No.)	10.29	17.89	2.08	-15.18	9.07
Deposits (No.)	46.61	54.84	-56.59	-6.25	-79.12
Trades (No.) - Equity	-42.25	35.10	33.11	-29.34	1.18

	2017	2016
	CUMALATIVE	
	JAN-NOV	
New Accounts (No.)	10,556	13,785
Deposits (No.)	90,153	87,524
Withdrawals (No.)	18	16
Transfers (No.)	25,499	25,112
Trades (No.) - Equity	930,727	1,013,141
Trades (No.)-Closed End Funds	487	890



eServices Enrollment	As at 30 <sup>th</sup> November 2017	November 17	As at 31 <sup>st</sup> October 2017
SMS	10,844	54	10,790
e-Statements	19,515	496	19,019

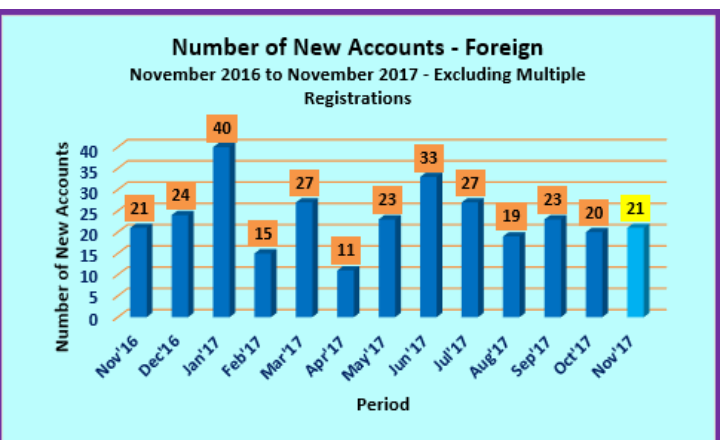
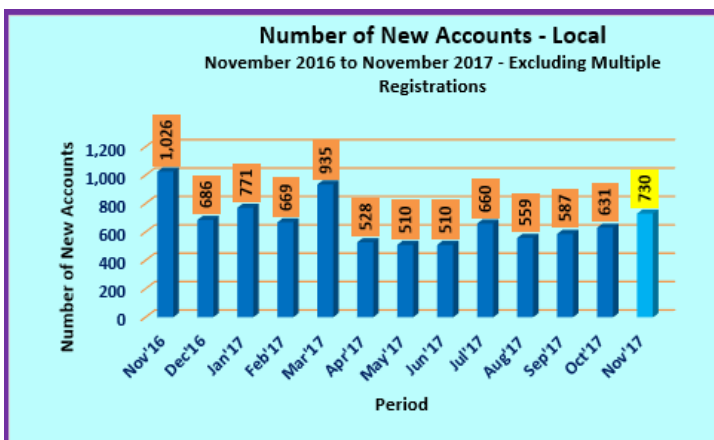
## Number of CDS Accounts by Investor Category

### De-Mat Accounts in CDS

	Nov-17	Oct-17	Sep-17	Aug-17	Jul-17	Jun-17	Nov-16
Local Individuals (No.)	599,112	598,419	597,806	597,251	596,718	596,079	591,628
Foreign Individuals (No.)	4,624	4,619	4,617	4,612	4,603	4,598	4,557
Local Companies (No.)	9,666	9,629	9,611	9,579	9,553	9,532	9,374
Foreign Companies (No.)	5,252	5,236	5,218	5,200	5,190	5,168	5,036
<b>Total Excluding Multiple Registrations</b>	<b>618,654</b>	<b>617,903</b>	<b>617,252</b>	<b>616,642</b>	<b>616,064</b>	<b>615,377</b>	<b>610,595</b>
<b>Total De-Mat Accounts Including Multiple Registrations</b>	<b>812,241</b>	<b>811,158</b>	<b>810,176</b>	<b>809,343</b>	<b>808,527</b>	<b>807,565</b>	<b>800,746</b>

### De-Mat Account Categories as a Percentage against Total Registrations Excluding Multiple Registrations (%)

	Nov-17	Oct-17	Sep-17	Aug-17	Jul-17	Jun-17	Nov-16
Local Individuals (No.)	96.84	96.85	96.85	96.86	96.86	96.86	96.89
Foreign Individuals (No.)	0.75	0.75	0.75	0.75	0.75	0.75	0.75
Local Companies (No.)	1.56	1.56	1.56	1.55	1.55	1.55	1.54
Foreign Companies (No.)	0.85	0.85	0.85	0.84	0.84	0.84	0.82
<b>Total Excluding Multiple Registrations</b>	<b>100.00</b>	<b>100.00</b>	<b>100.00</b>	<b>100.00</b>	<b>100.00</b>	<b>100.00</b>	<b>100.00</b>



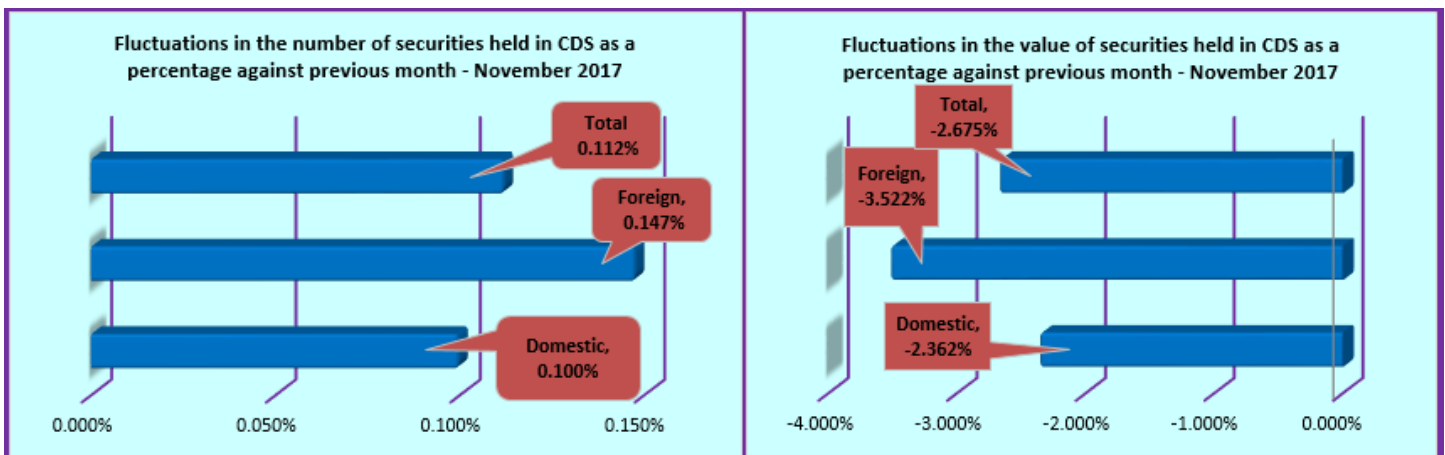
## Value & Quantity of the Securities held in the CDS

Securities Held in Custody (Nos.)	Nov-17	Oct-17	Sep-17	Aug-17	Nov-16
<b>Domestic</b>	67,289,640,556	67,222,699,890	67,153,211,321	66,941,194,977	62,856,413,470
<b>Foreign</b>	23,185,008,780	23,150,876,653	23,225,255,841	23,442,771,366	21,045,870,106
<b>Total</b>	<b>90,474,649,336</b>	<b>90,373,576,543</b>	<b>90,378,467,162</b>	<b>90,383,966,343</b>	<b>83,902,283,576</b>

Comparative Analysis on Fluctuations(Change)	Nov-17	Oct-17	Sep-17
<b>Domestic</b>	0.100%	0.103%	0.317%
<b>Foreign</b>	0.147%	-0.320%	-0.928%
<b>Total</b>	<b>0.112%</b>	<b>-0.005%</b>	<b>-0.006%</b>

Securities Held in Custody (Rs.)	Nov-17	Oct-17	Sep-17	Aug-17	Nov-16
<b>Domestic</b>	2,170,524,314,638	2,223,042,225,086	2,176,321,446,623	2,154,629,360,825	2,010,850,506,992
<b>Foreign</b>	792,262,036,788	821,182,247,966	794,680,757,114	800,110,193,610	754,506,016,324
<b>Total</b>	<b>2,962,786,351,426</b>	<b>3,044,224,473,053</b>	<b>2,971,002,203,737</b>	<b>2,954,739,554,435</b>	<b>2,765,356,523,316</b>

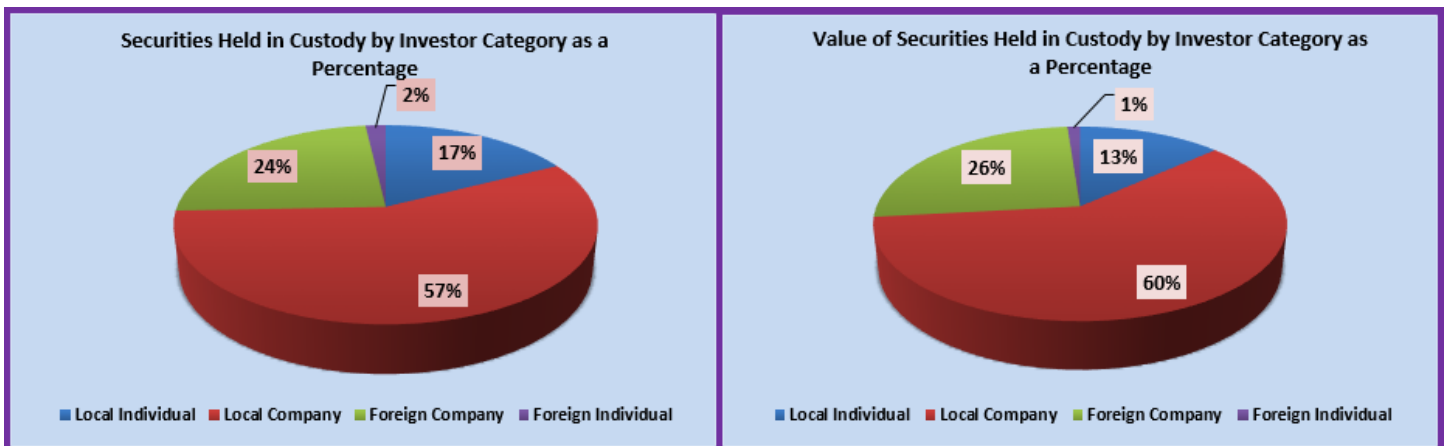
Comparative Analysis on Fluctuations(Change)	Nov-17	Oct-17	Sep-17
<b>Domestic</b>	-2.362%	2.147%	1.007%
<b>Foreign</b>	-3.522%	3.335%	-0.679%
<b>Total</b>	<b>-2.675%</b>	<b>2.465%</b>	<b>0.550%</b>



## Value & Quantity of the Securities held in the CDS by Investor Category as at 30<sup>th</sup> November 2017

Investor Category	Equity Holding	Corporate Debt Holding	Total Holding
Local Individual	15,599,646,884	164,090,485	15,763,737,369
Local Company	48,918,330,379	2,607,572,808	51,525,903,187
Foreign Company	21,521,145,381	13,207,133	21,534,352,514
Foreign Individual	1,647,298,317	3,357,949	1,650,656,266
<b>Total</b>	<b>87,686,420,961</b>	<b>2,788,228,375</b>	<b>90,474,649,336</b>

Investor Category	Equity Value	Corporate Debt Value	Total Value
Local Individual	378,255,661,652.30	16,186,468,283.90	394,442,129,936.20
Local Company	1,516,066,934,688.20	260,015,250,013.90	1,776,082,184,702.10
Foreign Company	756,079,824,289.60	1,328,782,049.98	757,408,606,339.58
Foreign Individual	34,527,668,120.60	325,762,327.35	34,853,430,447.95
<b>Total</b>	<b>2,684,930,088,750.70</b>	<b>277,856,262,675.13</b>	<b>2,962,786,351,425.83</b>

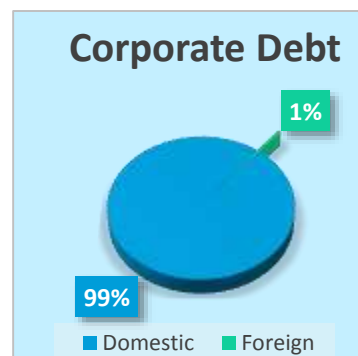
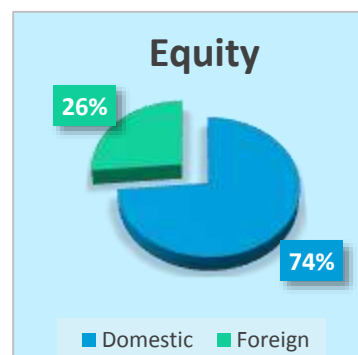
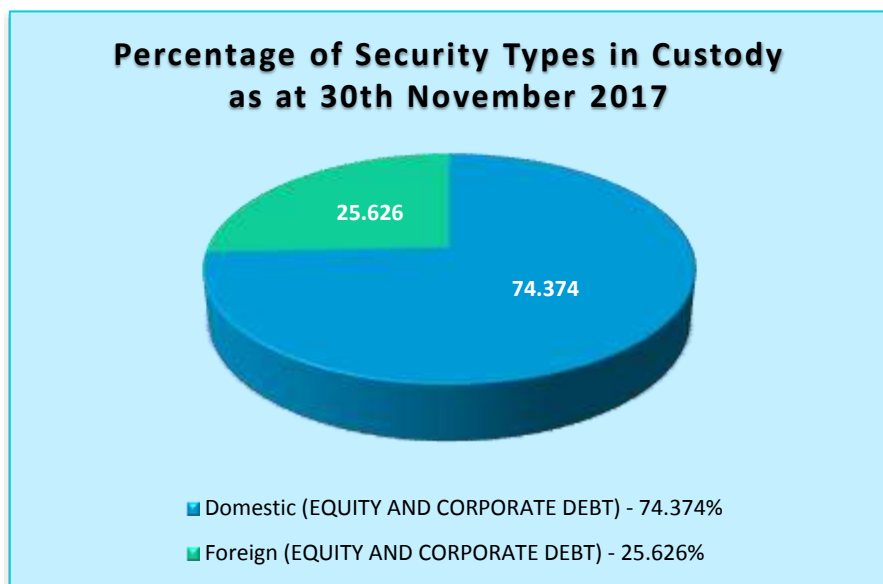


## Holdings in CDS as at 30<sup>th</sup> November 2017

HOLDINGS	Equity	Corporate Debt	Total
Domestic	64,517,977,263	2,771,663,293	67,289,640,556
Foreign	23,168,443,698	16,565,082	23,185,008,780

MARKET VALUE	Equity	Corporate Debt	Total
Domestic	1,894,322,596,340.50	276,201,718,297.80	2,170,524,314,638.30
Foreign	790,607,492,410.20	1,654,544,377.33	792,262,036,787.53

	Quantity	Market Value(LKR)
Equity	87,686,420,961	2,684,930,088,750.70
Debentures	2,788,228,375	277,856,262,675.13



### De-Mat Percentages of Securities

DE-MAT PERCENTAGE FOR EQUITY

95.2%

DE-MAT PERCENTAGE FOR CORPORATE DEBT

99.6%

Corporate Actions and New Listings – November 2017		
ESOSs	Commercial Bank of Ceylon PLC (2)	COMB.N0000
	Hemas Holdings PLC (3)	HHL.N0000
Capitalization of Reserves	Vidullanka PLC (1)	VLL.N0000
Equity Introductions	Renuka Hotels Limited (1)	RCH.N0000
Debt Introductions	Lanka Orix Leasing Company PLC (2)	LOLC.D0422
		LOLC.D0423