

CDS Infoline September 2018

**Operational Highlights of
Central Depository Systems (Pvt) Ltd.
of Sri Lanka (CDS)
(A fully owned subsidiary of Colombo Stock
Exchange)**

Tel: +94 11 2 356 456

Fax: +94 11 2 440 396

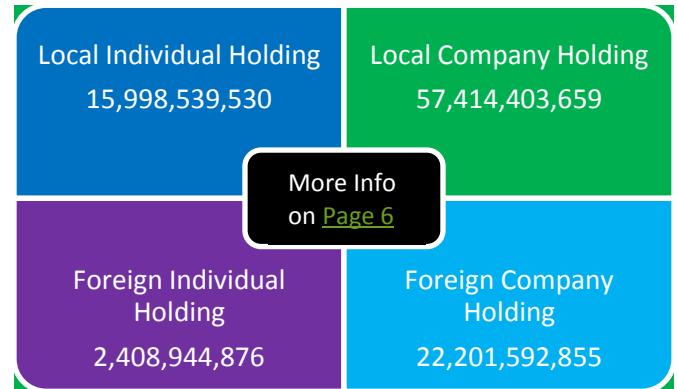
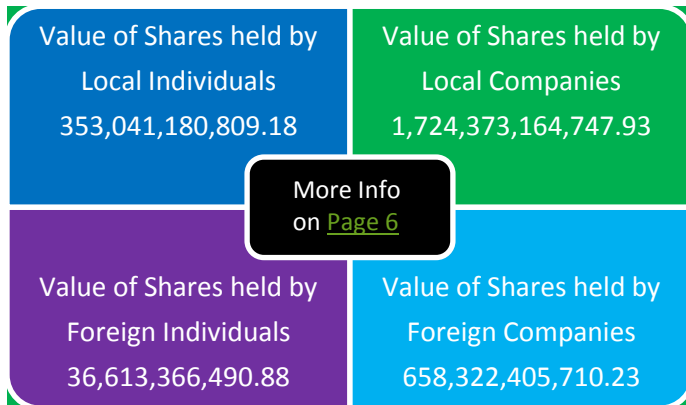
E-mail: cgs@cse.lk

Website: www.cds.lk




Central Depository Systems (Pvt) Limited

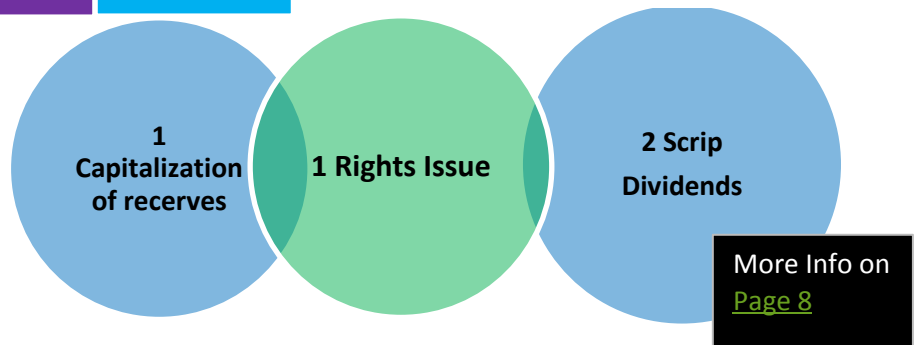
September 2018 at a Glance



Aggregate Number of Accounts



Completed Corporate Actions



Operational Highlights

Major Operations	Sep-18	Aug-18	Jul-18	Jun-18	May-18	Apr-18	Sep-17
New Accounts (No.)	825	1,077	921	796	914	775	833
Deposits (No.)	2,999	10,080	4,958	6,993	14,213	38,528	1,570
Withdrawals (No.)	9	1	0	1	1	1	3
Transfers (No.)	1,482	2,056	1,940	2,088	2,423	1,753	1,654
Trades (No.) - Equity	65,284	64,747	66,773	61,406	80,737	66,048	95,563
Trades (No.)-Closed End Funds	15	5	10	21	25	15	20
Market Days (No.)	19	22	21	19	21	19	19
Listed Companies (No.)	297	297	297	298	299	299	295
Participants (No.)	47	47	47	47	47	47	49

*Deposits in September 2018 include 2,140 direct deposits made due to Subdivisions, Right Issues, Initial public Offers and Capitalization of Reserves.

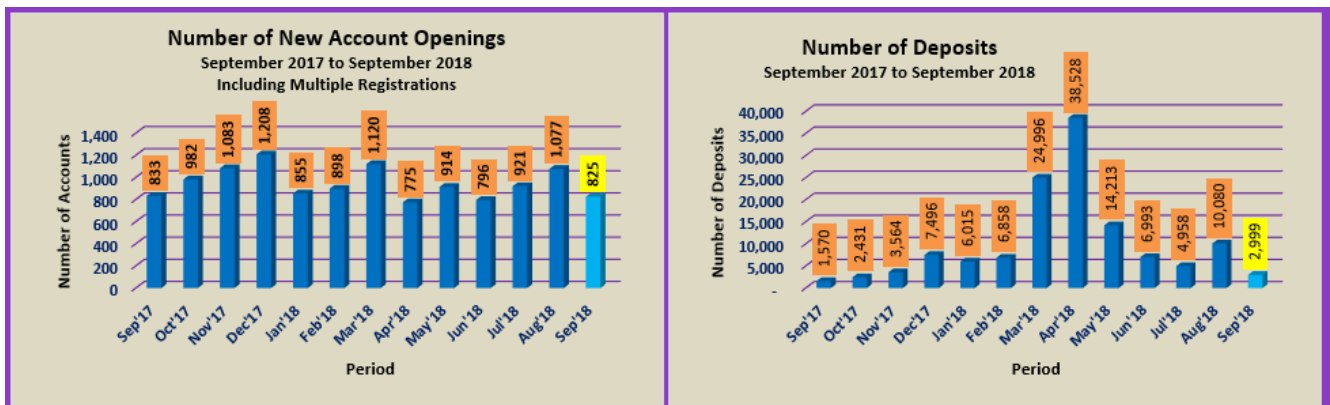
e-Services Enrollment	As at 30 th Sep 2018	September-18	As at 31 st Aug 2018
SMS	11,291	18	11,273
e-Statements	26,299	605	25,694

Comparative analysis on monthly basis

	Sep 18	Aug 18	Jul 18	Jun 18	May 18
New Accounts (No.)	-23.40	16.94	15.70	-12.91	17.94
Deposits (No.)	-70.25	103.31	-29.10	-50.80	-63.11
Trades (No.) - Equity	0.83	-3.03	8.74	-23.94	22.24

Annual Comparison

	2018	2017
CUMULATIVE		
JAN-SEP		
New Accounts (No.)	8,181	8,491
Deposits (No.)	115,640	85,671
Withdrawals (No.)	15	16
Transfers (No.)	20,361	18,526
Trades (No.) - Equity	675,796	727,064
Trades (No.)-Closed End Funds	253	394

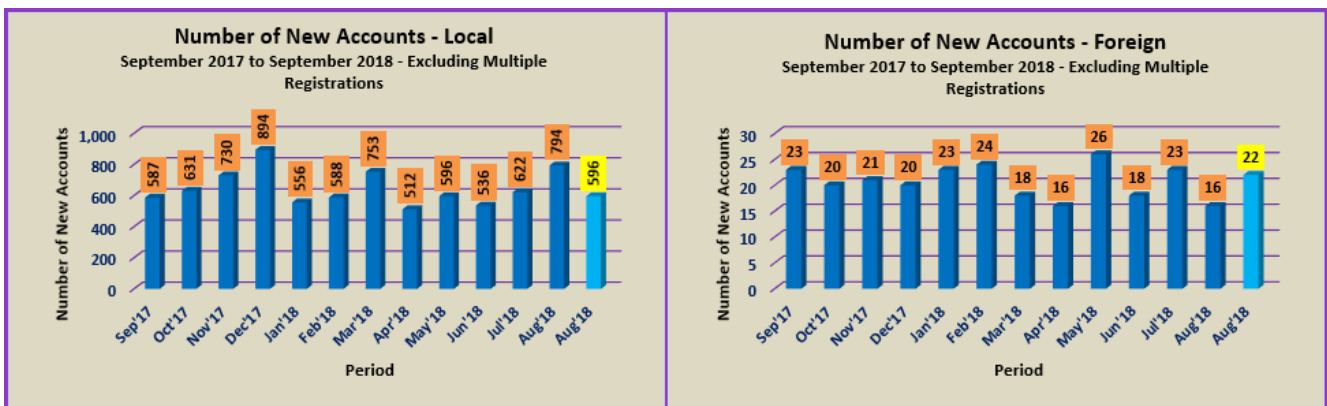


Number of CDS Accounts by Investor Category

	Sep-18	Aug-18	Jul-18	Jun-18	May-18	Apr-18	Sep-17
Local Individuals (No.)	605,313	604,735	603,963	603,369	602,866	602,291	597,806
Foreign Individuals (No.)	4,686	4,679	4,673	4,668	4,667	4,662	4,617
Local Companies (No.)	9,912	9,894	9,872	9,844	9,811	9,790	9,611
Foreign Companies (No.)	5,396	5,381	5,371	5,353	5,336	5,315	5,218
Total Excluding Multiple Registrations	625,307	624,689	623,879	623,234	622,680	622,058	617,252
Total De-Mat Accounts Including Multiple Registrations	821,630	820,805	819,728	818,807	818,011	817,097	810,176

De-Mat Account Categories as a Percentage against Total Registrations Excluding Multiple Registrations (%)

	Sep-18	Jul-18	Jun-18	May-18	Apr-18	Mar-18	Sep-17
Local Individuals (No.)	96.80	96.81	96.81	96.81	96.82	96.82	96.85
Foreign Individuals (No.)	0.75	0.75	0.75	0.75	0.75	0.75	0.75
Local Companies (No.)	1.59	1.58	1.58	1.58	1.58	1.57	1.56
Foreign Companies (No.)	0.86	0.86	0.86	0.86	0.86	0.85	0.85
Total Excluding Multiple Registrations	100.00	100.00	100.00	100.00	100.00	100.00	100.00



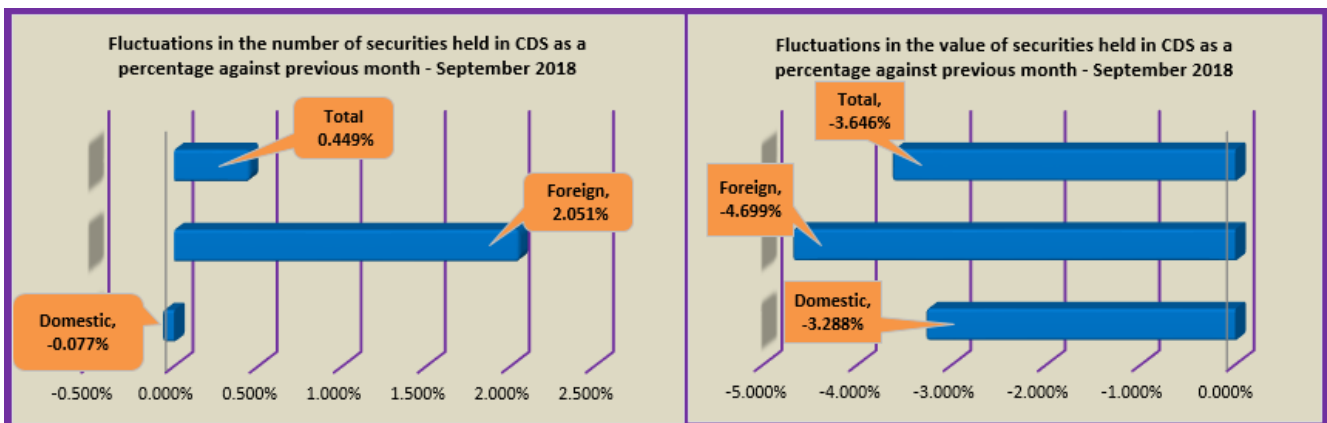
Value & Quantity of the Securities held in the CDS

Securities Held in Custody (Nos.)	Sep-18	Aug-18	Jul-18	Jun-18	Sep-17
Domestic	73,412,943,189	73,469,398,871	75,019,872,842	74,980,046,726	67,153,211,321
Foreign	24,610,537,731	24,115,822,938	23,611,717,058	23,608,097,199	23,225,255,841
Total	98,023,480,920	97,585,221,809	98,631,589,900	98,588,143,925	90,378,467,162

Comparative Analysis on Fluctuations(Change)	Sep-18	Aug-18	Jul-18
Domestic	-0.077%	-2.067%	0.053%
Foreign	2.051%	2.135%	0.015%
Total	0.449%	-1.061%	0.044%

Securities Held in Custody (Rs.)	Sep-18	Aug-18	Jul-18	Jun-18	Sep-17
Domestic	2,077,414,345,557	2,148,043,646,970	2,161,309,395,965	2,175,079,799,612	2,176,321,446,623
Foreign	694,935,772,201	729,202,018,920	760,251,301,004	764,642,502,706	794,680,757,114
Total	2,772,350,117,758	2,877,245,665,891	2,921,560,696,969	2,939,722,302,318	2,971,002,203,737

Comparative Analysis on Fluctuations(Change)	Sep-18	Aug-18	Jul-18
Domestic	-3.288%	-0.614%	-0.633%
Foreign	-4.699%	-4.084%	-0.574%
Total	-3.646%	-1.517%	-0.618%

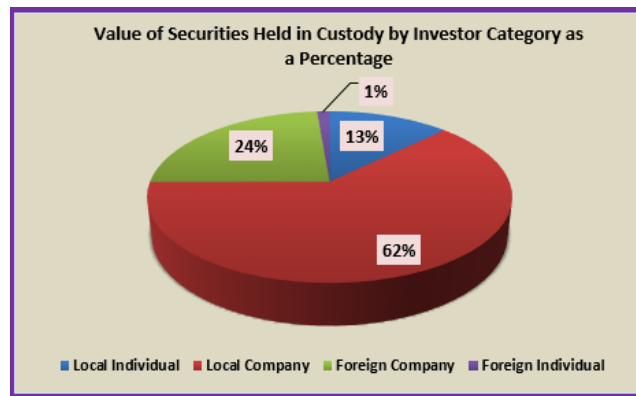
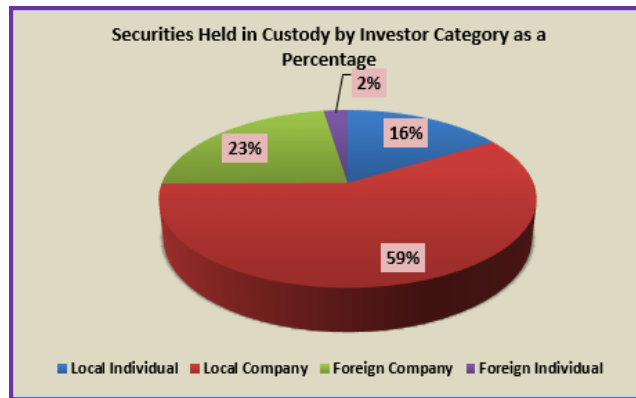


Value & Quantity of the Securities held in the CDS by Investor Category

September 2018

Investor Category	Equity Holding	Corporate Debt Holding	Total Holding
Local Individual	15,803,076,086	195,463,444	15,998,539,530
Local Company	54,416,253,478	2,998,150,181	57,414,403,659
Foreign Company	22,185,769,155	15,823,700	22,201,592,855
Foreign Individual	2,405,685,263	3,259,613	2,408,944,876
Total	94,810,783,982	3,212,696,938	98,023,480,920

Investor Category	Equity Value	Corporate Debt Value	Total Value
Local Individual	334,600,836,586.50	18,440,344,222.68	353,041,180,809.18
Local Company	1,428,489,369,564.10	295,883,795,183.83	1,724,373,164,747.93
Foreign Company	656,750,777,216.80	1,571,628,493.43	658,322,405,710.23
Foreign Individual	36,303,685,508.60	309,680,982.28	36,613,366,490.88
Total	2,456,144,668,876.00	316,205,448,882.22	2,772,350,117,758.22

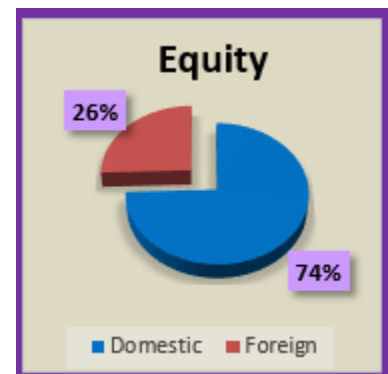
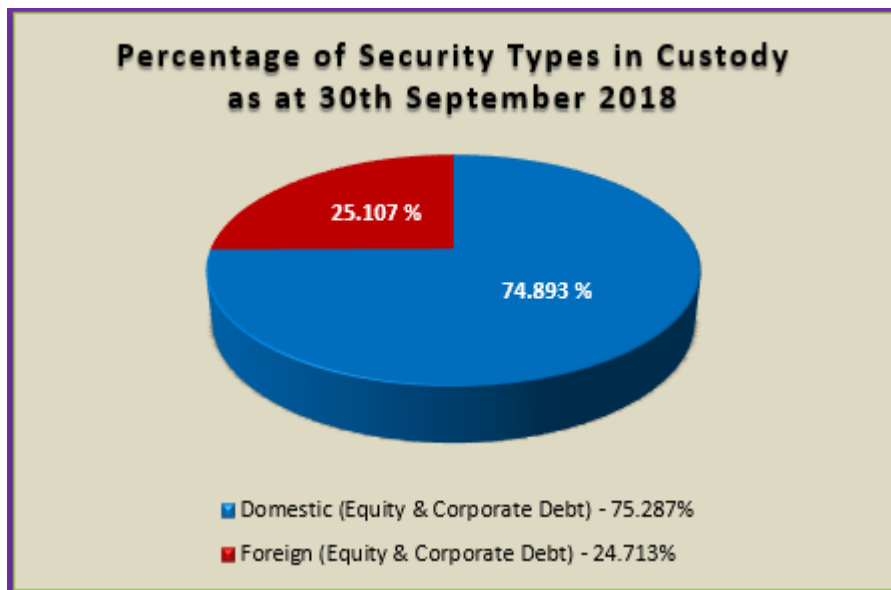


Holdings in CDS as at 30th September 2018

Holdings	Equity	Corporate Debt	Total
Domestic	70,219,329,564	3,193,613,625	73,412,943,189
Foreign	24,591,454,418	19,083,313	24,610,537,731

Market Value	Equity	Corporate Debt	Total
Domestic	1,763,090,206,150.60	314,324,139,406.51	2,077,414,345,557.11
Foreign	693,054,462,725.40	1,881,309,475.71	694,935,772,201.11

	Quantity	Market Value(LKR)
Equity	94,810,783,982	2,456,144,668,876.00
Debentures	3,212,696,938	316,205,448,882.22



De-Mat Percentages of Securities

DE-MAT PERCENTAGE FOR EQUITY

97.1%

DE-MAT PERCENTAGE FOR CORPORATE DEBT

99.8%

Corporate Actions and New Listings Completed in September 2018		
Capitalization of reserves	SINGER INDUSTRIES (CEYLON) PLC	SINI.N0000
Right Issue	NATION LANKA FINANCE PLC	CSF.N0000
Scrip Dividend	COLOMBO INVESTMENT TRUST PLC	CIT.N0000
	COLOMBO FORT INVESTMENTS PLC	CFI.N0000