



Central Depository Systems (Pvt) Limited

INFOLINE

June 2017



Operational Highlights of Central Depository Systems (Pvt) Ltd. of Sri Lanka (CDS)

(A fully owned subsidiary of Colombo Stock Exchange)

Tel: 2356456 Fax: 2440396

E-mail: [cgs@cse.lk](mailto:cds@cse.lk)

Website: www.cds.lk

Operational Highlights

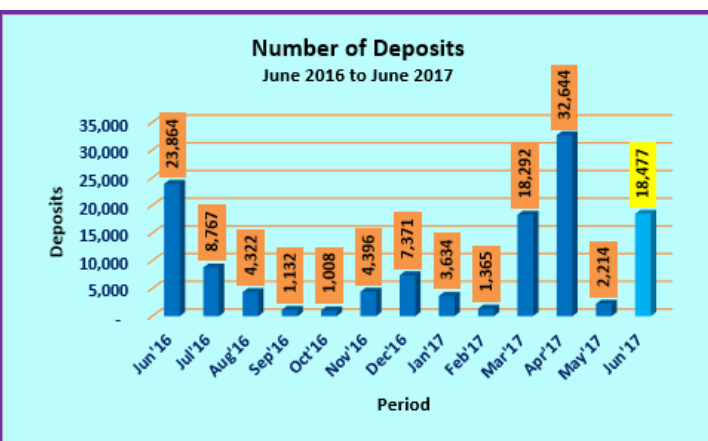
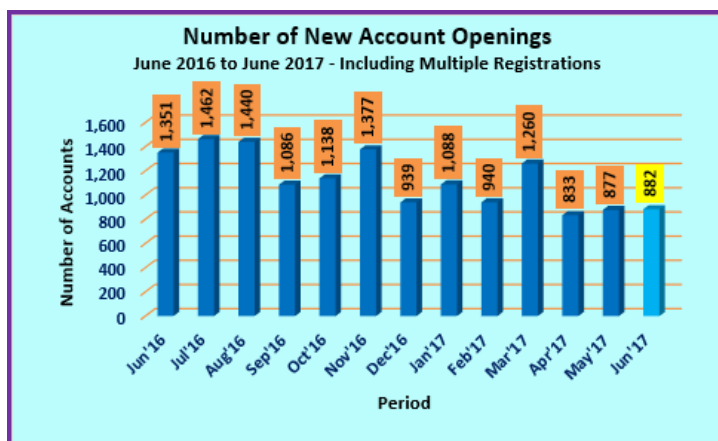
Major Operations	Jun-17	May-17	Apr-17	Mar-17	Feb-17	Jan-17	Jun-16
New Accounts (No.)	882	877	833	1,260	940	1,088	1,351
Deposits (No.)	18,477*	2,214	32,644	18,292	1,365	3,634	23,864
Withdrawals (No.)	0	0	0	3	1	0	0
Transfers (No.)	2,564	2,245	1,772	2,667	1,451	2,163	2,739
Trades (No.) - Equity	100,413	104,904	89,494	65,508	47,075	50,722	81,370
Trades (No.)-Closed End Funds	61	106	32	53	29	36	62
Market Days (No.)	20	20	17	23	18	21	22
Listed Companies (No.)	296	296	295	295	295	295	294
Participants (No.)	50	50	51	51	51	51	51

*Deposits in June 2017 include 16,770 direct deposits made due to Subdivisions, Right Issues, Initial public Offers and Capitalization of Reserves.

Comparative analysis on monthly basis

	Jun 17	May 17	Apr 17	Mar 17	Feb 17
New Accounts (No.)	0.57	5.28	-33.89	34.04	-13.60
Deposits (No.)	734.55	-93.22	78.46	1,240.07	-62.44
Trades (No.) - Equity	-4.28	17.22	36.62	39.16	-7.19

	2017	2016
	CUMALATIVE	
	JAN-JUN	
New Accounts (No.)	5,880	7,282
Deposits (No.)	75,717	67,899
Withdrawals (No.)	4	13
Transfers (No.)	12,862	12,464
Trades (No.) - Equity	458,116	533,657
Trades (No.)-Closed End Funds	317	574



eServices Enrollment	As at 30 th June 2017	June-17	As at 31 st May 2017
SMS	10,547	35	10,512
e-Statements	17,613	362	17,251

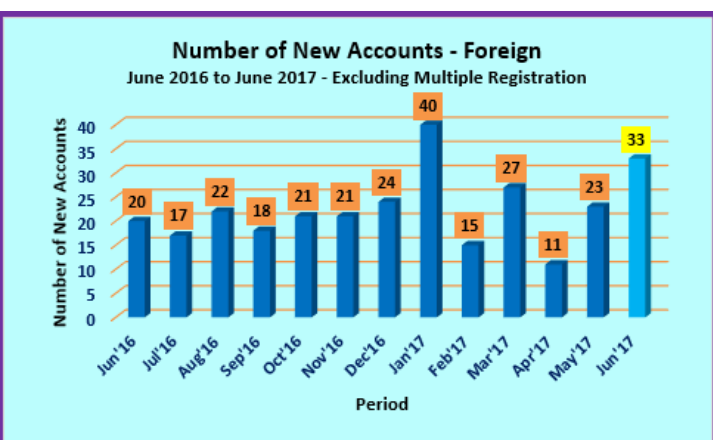
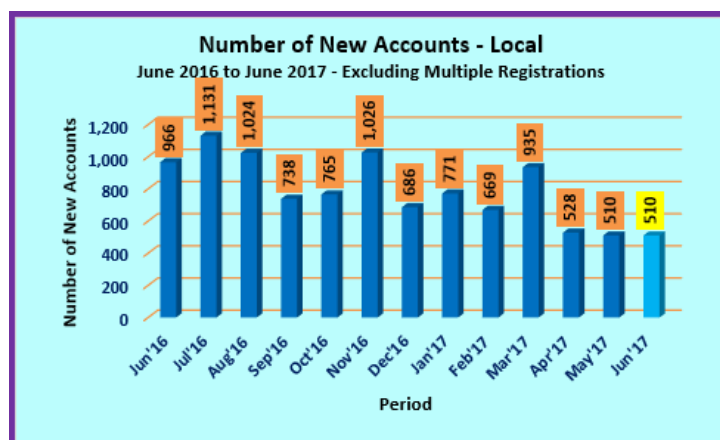
Number of CDS Accounts by Investor Category

De-Mat Accounts in CDS

	Jun-17	May-17	Apr-17	Mar-17	Feb-17	Jan-17	Jun-16
Local Individuals (No.)	596,079	595,593	595,102	594,586	593,675	593,027	587,059
Foreign Individuals (No.)	4,598	4,594	4,589	4,585	4,578	4,571	4,531
Local Companies (No.)	9,532	9,508	9,489	9,477	9,453	9,432	9,259
Foreign Companies (No.)	5,168	5,139	5,121	5,114	5,094	5,086	4,963
Total Excluding Multiple Registrations	615,377	614,834	614,301	613,762	612,800	612,116	605,812
Total De-Mat Accounts Including Multiple Registrations	807,565	806,683	805,806	804,973	803,713	802,773	794,245

De-Mat Account Categories as a Percentage against Total Registrations Excluding Multiple Registrations (%)

	Jun-17	May-17	Apr-17	Mar-17	Feb-17	Jan-17	Jun-16
Local Individuals (No.)	96.86	96.87	96.87	96.88	96.88	96.88	96.90
Foreign Individuals (No.)	0.75	0.75	0.75	0.75	0.75	0.75	0.75
Local Companies (No.)	1.55	1.55	1.54	1.54	1.54	1.54	1.53
Foreign Companies (No.)	0.84	0.84	0.83	0.83	0.83	0.83	0.82
Total Excluding Multiple Registrations	100.00	100.00	100.00	100.00	100.00	100.00	100.00



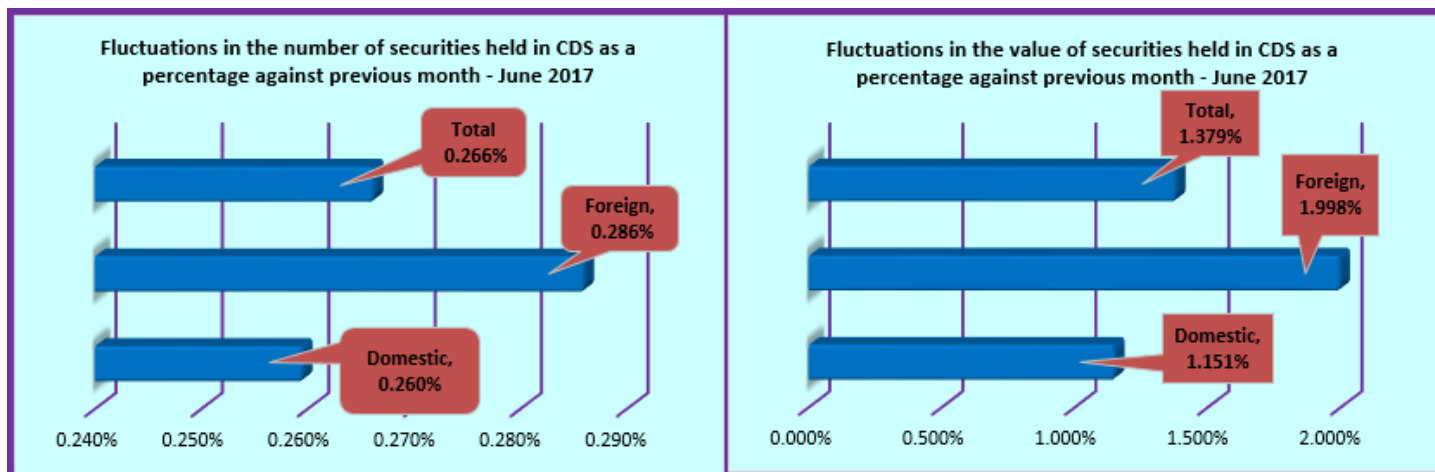
Value & Quantity of the Securities held in the CDS

Securities Held in Custody (Nos.)	Jun-17	May-17	Apr-17	Mar-17	Jun-16
Domestic	66,574,571,858	66,402,224,960	65,762,546,480	65,536,247,168	61,631,807,705
Foreign	22,425,998,884	22,362,043,668	22,197,844,520	21,862,142,572	21,033,855,149
Total	89,000,570,742	88,764,268,628	87,960,391,000	87,398,389,740	82,665,662,854

Comparative Analysis on Fluctuations(Change)	Jun-17	May-17	Apr-17
Domestic	0.260%	0.973%	0.345%
Foreign	0.286%	0.740%	1.536%
Total	0.266%	0.914%	0.643%

Securities Held in Custody (Rs.)	Jun-17	May-17	Apr-17	Mar-17	Jun-16
Domestic	2,253,085,934,792	2,227,454,342,229	2,188,411,685,048	2,044,032,220,782	1,961,175,806,670
Foreign	840,226,749,534	823,767,273,526	824,423,247,841	742,738,833,667	752,254,689,529
Total	3,093,312,684,326	3,051,221,615,755	3,012,834,932,890	2,786,771,054,450	2,713,430,496,199

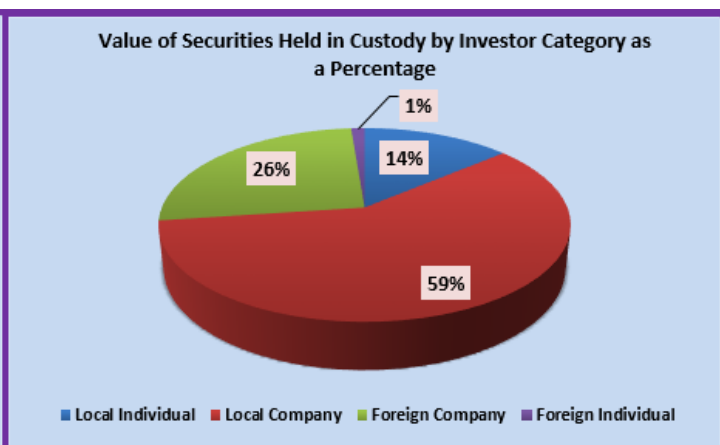
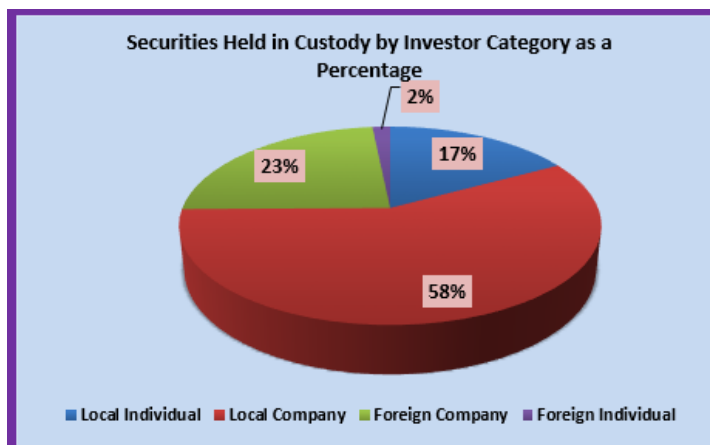
Comparative Analysis on Fluctuations(Change)	Jun-17	May-17	Apr-17
Domestic	1.151%	1.784%	7.063%
Foreign	1.998%	-0.080%	10.998%
Total	1.379%	1.274%	8.112%



Value & Quantity of the Securities held in the CDS by Investor Category as at 30th June 2017

Investor Category	Equity Holding	Corporate Debt Holding	Total Holding
Local Individual	14,981,786,762	178,363,542	15,160,150,304
Local Company	48,697,396,833	2,717,024,721	51,414,421,554
Foreign Company	20,977,042,466	13,207,133	20,990,249,599
Foreign Individual	1,432,258,396	3,490,889	1,435,749,285
Total	86,088,484,457	2,912,086,285	89,000,570,742

Investor Category	Equity Value	Corporate Debt Value	Total Value
Local Individual	409,433,653,613.88	17,738,139,625.71	427,171,793,239.59
Local Company	1,554,305,908,222.03	271,608,233,330.04	1,825,914,141,552.07
Foreign Company	800,173,538,320.44	1,335,782,049.98	801,509,320,370.42
Foreign Individual	38,375,456,550.81	341,972,612.61	38,717,429,163.42
Total	2,802,288,556,707.16	291,024,127,618.34	3,093,312,684,325.50

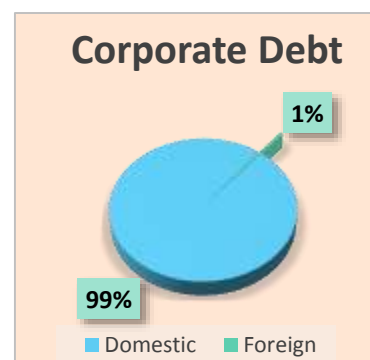
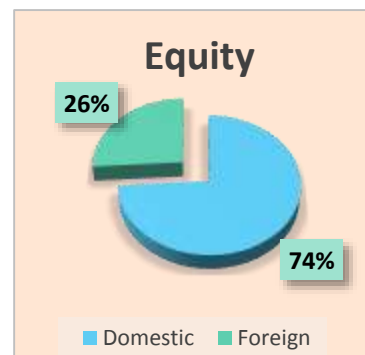
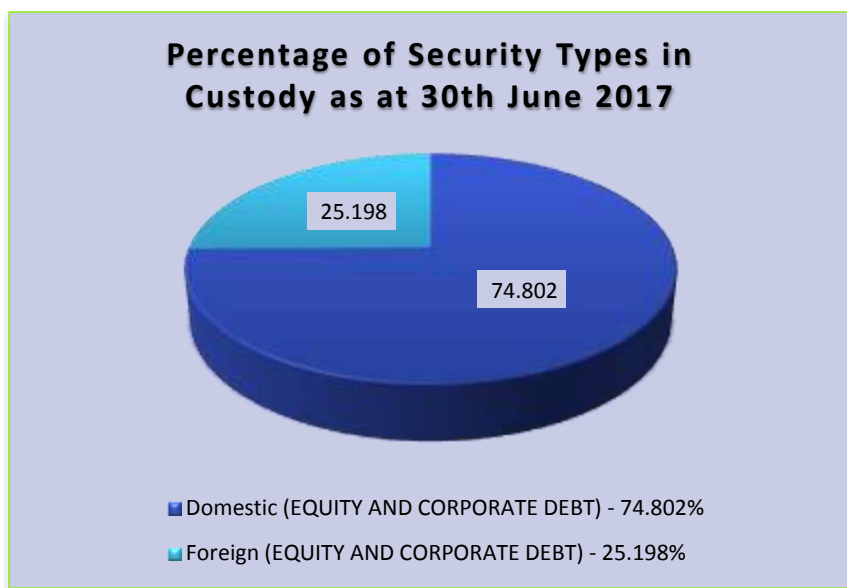


Holdings in CDS as at 30th June 2017

HOLDINGS	Equity	Corporate Debt	Total
Domestic	63,679,183,595	2,895,388,263	66,574,571,858
Foreign	22,409,300,862	16,698,022	22,425,998,884

MARKET VALUE	Equity	Corporate Debt	Total
Domestic	1,963,739,561,836	289,346,372,956	2,253,085,934,792
Foreign	838,548,994,871	1,677,754,663	840,226,749,534

	Quantity	Market Value(LKR)
Equity	86,088,484,457	2,802,288,556,707.16
Debentures	2,912,086,285	291,024,127,618.34



De-Mat Percentages of Securities

DE-MAT PERCENTAGE FOR EQUITY 95.2%

DE-MAT PERCENTAGE FOR CORPORATE DEBT 99.6%

Corporate Actions and New Listings – June 2017

ESOPs	Hemas Holdings PLC (2)	HHL.N0000
	Teejay Lanka (PLC)	TJL.N0000
	Hatton National Bank PLC (4)	HNB.N0000
		HNB.X0000
Capitalizations	Tokyo Cement (Lanka) PLC (1)	TKYO.N0000
		TKYO.X0000
	Harischandra Mills PLC (1)	HARI.N0000
Scrip Dividends	Sanasa Development Bank (1)	SDB.N0000
Rights Issue	Commercial Bank of Ceylon PLC (1)	COMB.N0000
		COMB.X0000