

CDS Infoline

August 2018

**Operational Highlights of
Central Depository Systems (Pvt) Ltd.
of Sri Lanka (CDS)**
(A fully owned subsidiary of Colombo Stock
Exchange)

Tel: +94 11 2 356 456

Fax: +94 11 2 440 396

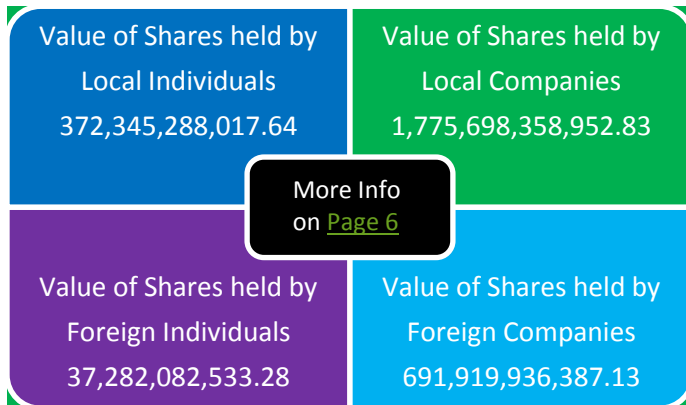
E-mail: cgs@cse.lk

Website: www.cds.lk




Central Depository Systems (Pvt) Limited


August 2018 at a Glance



Aggregate Number of Accounts



Completed Corporate Actions



Operational Highlights

Major Operations	Aug-18	Jul-18	Jun-18	May-18	Apr-18	Mar-18	Aug-17
New Accounts (No.)	1,077	921	796	914	775	1,120	816
Deposits (No.)	10,080	4,958	6,993	14,213	38,528	24,996	3,617
Withdrawals (No.)	1	0	1	1	1	2	9
Transfers (No.)	2,056	1,940	2,088	2,423	1,753	3,803	1,745
Trades (No.) - Equity	64,747	66,773	61,406	80,737	66,048	100,869	71,791
Trades (No.)-Closed End Funds	5	10	21	25	15	30	17
Market Days (No.)	22	21	19	21	19	20	22
Listed Companies (No.)	297	297	298	299	299	299	295
Participants (No.)	47	47	47	47	47	47	50

*Deposits in August 2018 include 9,317 direct deposits made due to Subdivisions, Right Issues, Initial public Offers and Capitalization of Reserves.

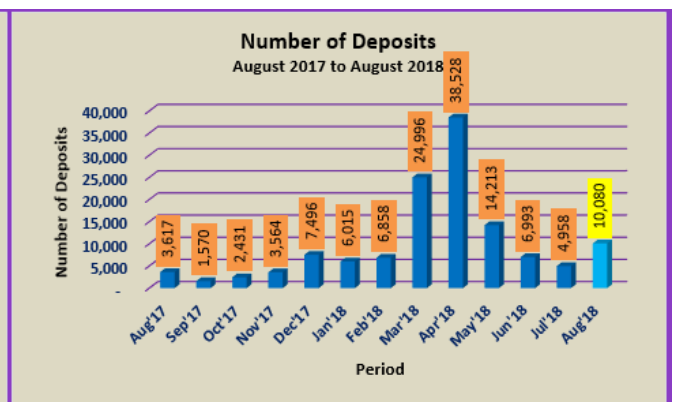
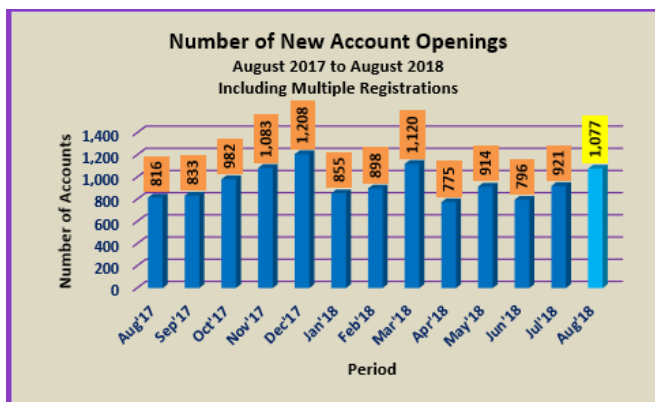
e-Services Enrollment	As at 31 st Aug 2018	August-18	As at 31 st July 2018
SMS	11,273	34	11,239
e-Statements	25,694	699	24,995

Annual Comparison

	2018	2017
CUMALATIVE		
JAN-AUG		
New Accounts (No.)	7,356	7,658
Deposits (No.)	112,641	84,101
Withdrawals (No.)	6	13
Transfers (No.)	18,879	16,872
Trades (No.) - Equity	610,512	631,501
Trades (No.)-Closed End Funds	238	374

Comparative analysis on monthly basis

	Aug 18	Jul 18	Jun 18	May 18	Apr 18
New Accounts (No.)	16.94	15.70	-12.91	17.94	-30.80
Deposits (No.)	103.31	-29.10	-50.80	-63.11	54.14
Trades (No.) - Equity	-3.03	8.74	-23.94	22.24	-34.52

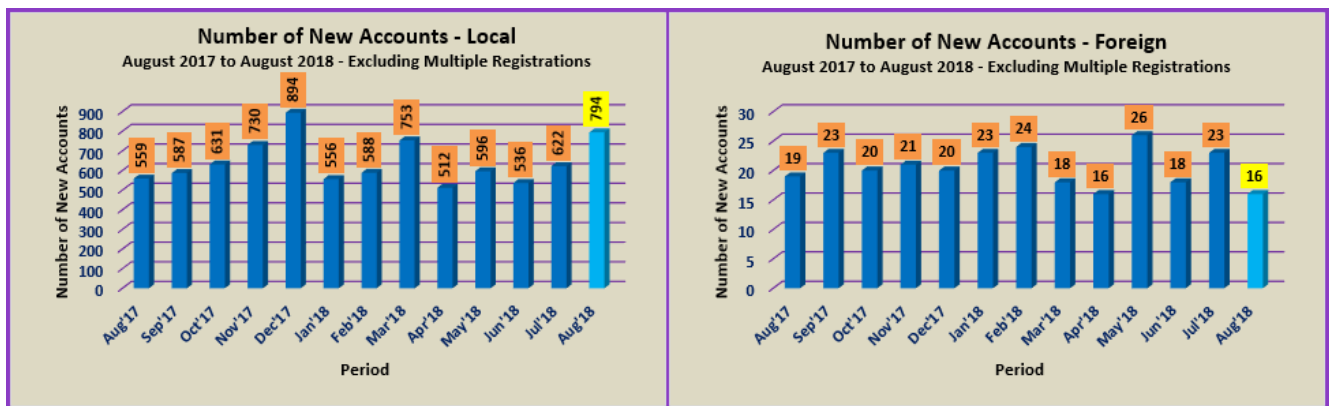


Number of CDS Accounts by Investor Category

	Aug-18	Jul-18	Jun-18	May-18	Apr-18	Mar-18	Aug-17
Local Individuals (No.)	604,735	603,963	603,369	602,866	602,291	601,804	597,251
Foreign Individuals (No.)	4,679	4,673	4,668	4,667	4,662	4,655	4,612
Local Companies (No.)	9,894	9,872	9,844	9,811	9,790	9,765	9,579
Foreign Companies (No.)	5,381	5,371	5,353	5,336	5,315	5,306	5,200
Total Excluding Multiple Registrations	624,689	623,879	623,234	622,680	622,058	621,530	616,642
Total De-Mat Accounts Including Multiple Registrations	820,805	819,728	818,807	818,011	817,097	816,322	809,343

De-Mat Account Categories as a Percentage against Total Registrations Excluding Multiple Registrations (%)

	Aug-18	Jul-18	Jun-18	May-18	Apr-18	Mar-18	Aug-17
Local Individuals (No.)	96.81	96.81	96.81	96.82	96.82	96.83	96.86
Foreign Individuals (No.)	0.75	0.75	0.75	0.75	0.75	0.75	0.75
Local Companies (No.)	1.58	1.58	1.58	1.58	1.57	1.57	1.55
Foreign Companies (No.)	0.86	0.86	0.86	0.86	0.85	0.85	0.84
Total Excluding Multiple Registrations	100.00	100.00	100.00	100.00	100.00	100.00	100.00



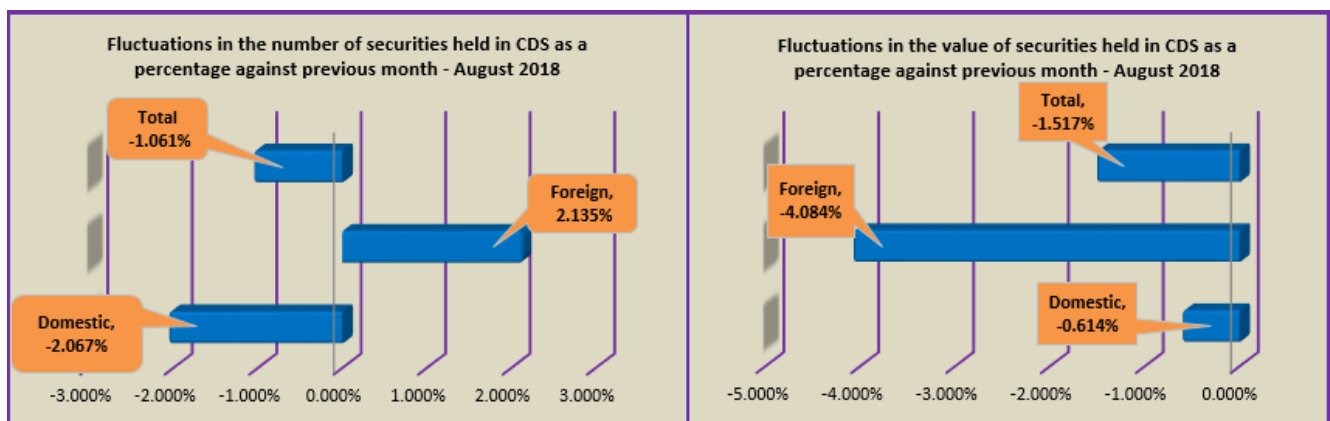
Value & Quantity of the Securities held in the CDS

Securities Held in Custody (Nos.)	Aug-18	Jul-18	Jun-18	May-18	Aug-17
Domestic	73,469,398,871	75,019,872,842	74,980,046,726	74,947,960,941	66,941,194,977
Foreign	24,115,822,938	23,611,717,058	23,608,097,199	23,615,417,217	23,442,771,366
Total	97,585,221,809	98,631,589,900	98,588,143,925	98,563,378,158	90,383,966,343

Comparative Analysis on Fluctuations(Change)	Aug-18	Jul-18	Jun-18
Domestic	-2.067%	0.053%	0.043%
Foreign	2.135%	0.015%	-0.031%
Total	-1.061%	0.044%	0.025%

Securities Held in Custody (Rs.)	Aug-18	Jul-18	Jun-18	May-18	Aug-17
Domestic	2,148,043,646,970	2,161,309,395,965	2,175,079,799,612	2,259,005,050,728	2,154,629,360,825
Foreign	729,202,018,920	760,251,301,004	764,642,502,706	790,702,561,900	800,110,193,610
Total	2,877,245,665,891	2,921,560,696,969	2,939,722,302,318	3,049,707,612,629	2,954,739,554,435

Comparative Analysis on Fluctuations(Change)	Aug-18	Jul-18	Jun-18
Domestic	-0.614%	-0.633%	-3.715%
Foreign	-4.084%	-0.574%	-3.296%
Total	-1.517%	-0.618%	-3.606%

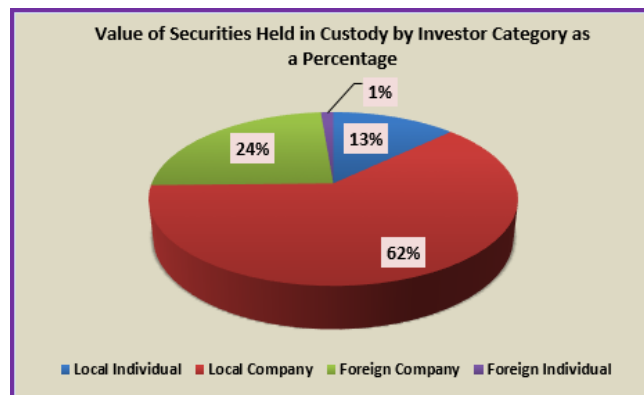
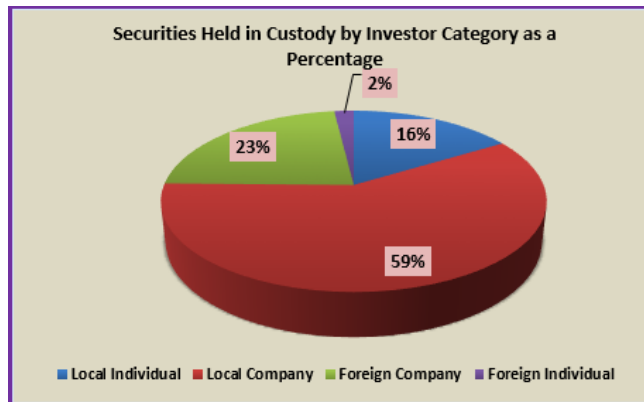


Value & Quantity of the Securities held in the CDS by Investor Category

August 2018

Investor Category	Equity Holding	Corporate Debt Holding	Total Holding
Local Individual	15,744,140,972	196,082,694	15,940,223,666
Local Company	54,515,359,944	3,013,815,261	57,529,175,205
Foreign Company	22,206,493,962	15,823,700	22,222,317,662
Foreign Individual	1,890,227,513	3,277,763	1,893,505,276
Total	94,356,222,391	3,228,999,418	97,585,221,809

Investor Category	Equity Value	Corporate Debt Value	Total Value
Local Individual	353,839,301,925.90	18,505,986,091.74	372,345,288,017.64
Local Company	1,478,209,147,863.40	297,489,211,089.43	1,775,698,358,952.83
Foreign Company	690,348,307,893.70	1,571,628,493.43	691,919,936,387.13
Foreign Individual	36,970,547,476.00	311,535,057.28	37,282,082,533.28
Total	2,559,367,305,159.00	317,878,360,731.88	2,877,245,665,890.88

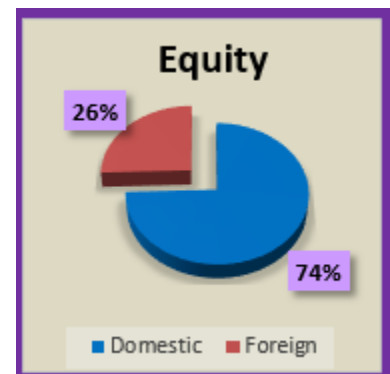
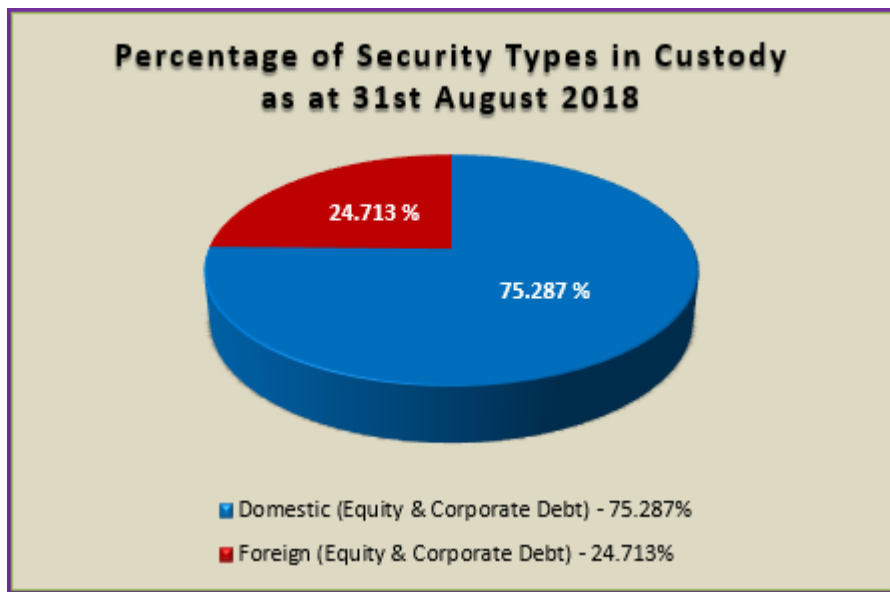


Holdings in CDS as at 31st August 2018

Holdings	Equity	Corporate Debt	Total
Domestic	70,259,500,916	3,209,897,955	73,469,398,871
Foreign	24,096,721,475	19,101,463	24,115,822,938

Market Value	Equity	Corporate Debt	Total
Domestic	1,832,048,449,789.30	315,995,197,181.17	2,148,043,646,970.47
Foreign	727,318,855,369.70	1,883,163,550.71	729,202,018,920.41

	Quantity	Market Value(LKR)
Equity	94,356,222,391	2,559,367,305,159.00
Debentures	3,228,999,418	317,878,360,731.88



De-Mat Percentages of Securities

DE-MAT PERCENTAGE FOR EQUITY

97.1%

DE-MAT PERCENTAGE FOR CORPORATE DEBT

99.8%

Corporate Actions and New Listings Completed in August 2018		
Debt IPO	HAYLEYS PLC LOLC FINANCE PLC	HAYL-D-0443 HAYL-D-0444 LOFC-D-0445 LOFC-D-0446
Consolidations	AMANA TAKAFUL PLC AMANA TAKAFUL LIFE PLC	ATL-N-0000 ATLL-N-0000
Rights	BROWN & COMPANY PLC	BRWN-R-0000
Scrip Dividend	AMAYA LEISURE PLC	CONN—N-0000
ESOS	HEMAS HOLDINGS PLC	HHL-N-0000