



Central Depository Systems (Pvt) Limited

INFOLINE May 2017



Operational Highlights of Central Depository Systems (Pvt) Ltd. of Sri Lanka (CDS)

(A fully owned subsidiary of Colombo Stock Exchange)

Tel: 2356456 Fax: 2440396

E-mail: [cgs@cse.lk](mailto:cds@cse.lk)

Website: www.cds.lk

Operational Highlights

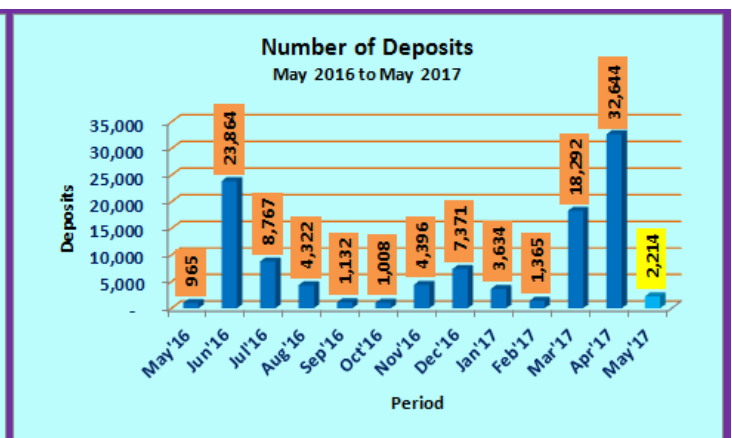
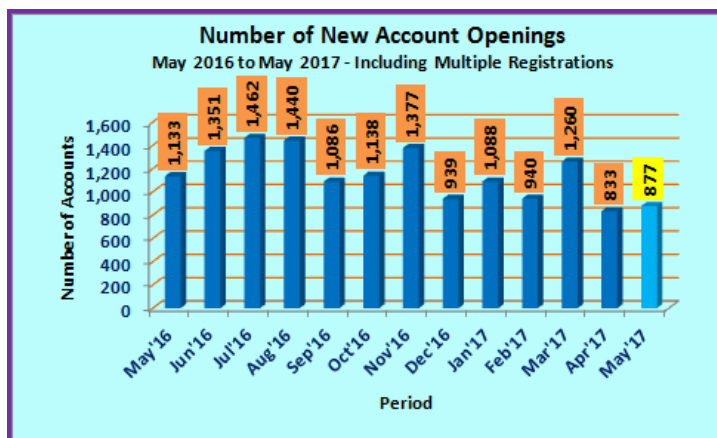
Major Operations	May-17	Apr-17	Mar-17	Feb-17	Jan-17	Dec-16	May-16
New Accounts (No.)	877	833	1,260	940	1,088	939	1,133
Deposits (No.)	2,214	32,644	18,292	1,365	3,634	7,371	965
Withdrawals (No.)	0	0	3	1	0	0	6
Transfers (No.)	2,245	1,772	2,667	1,451	2,163	1,647	2,388
Trades (No.) - Equity	104,904	89,494	65,508	47,075	50,722	43,708	109,940
Trades (No.)-Closed End Funds	106	32	53	29	36	35	92
Market Days (No.)	20	17	23	18	21	19	20
Listed Companies (No.)	296	295	295	295	295	295	294
Participants (No.)	50	51	51	51	51	51	52

Deposits in May 2017 include 1,305 direct deposits made due to Subdivisions, Right Issues, Initial public Offers and Capitalization of Reserves.

Comparative analysis on monthly basis

	May 17	Apr 17	Mar 17	Feb 17	Jan 17
New Accounts (No.)	5.28	-33.89	34.04	-13.60	15.87
Deposits (No.)	-93.22	78.46	1,240.07	-62.44	-50.70
Trades (No.) - Equity	17.22	36.62	39.16	-7.19	16.05

	2017	2016
CUMALATIVE		
JAN-MAY		
New Accounts (No.)	4,998	5,931
Deposits (No.)	57,240	44,035
Withdrawals (No.)	4	13
Transfers (No.)	10,298	9,725
Trades (No.) - Equity	357,703	452,287
Trades (No.)-Closed End Funds	256	512



eServices Enrollment	As at 31 st May 2017	May-17	As at 30 th April 2017
SMS	10,512	61	10,451
e-Statements	17,251	469	16,782

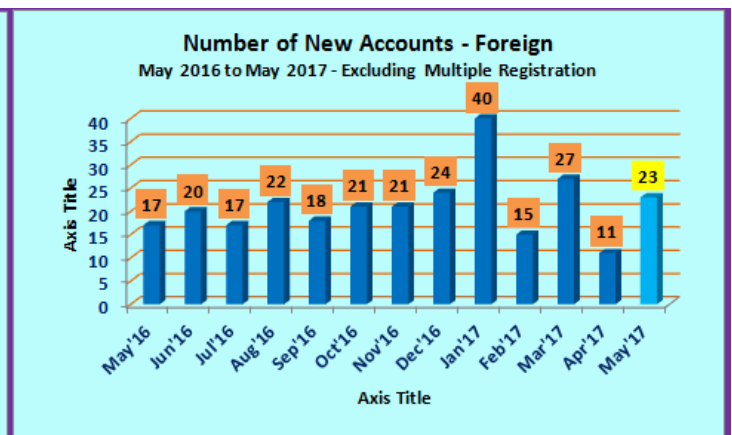
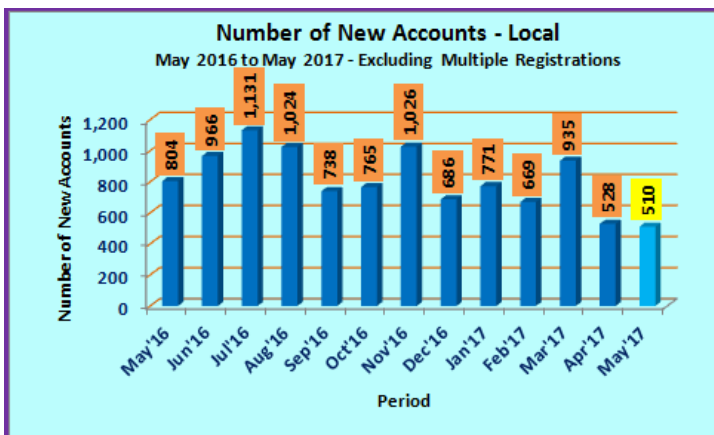
Number of CDS Accounts by Investor Category

De-Mat Accounts in CDS

	May-17	Apr-17	Mar-17	Feb-17	Jan-17	Dec-16	May-16
Local Individuals (No.)	595,593	595,102	594,586	593,675	593,027	592,286	586,134
Foreign Individuals (No.)	4,594	4,589	4,585	4,578	4,571	4,561	4,524
Local Companies (No.)	9,508	9,489	9,477	9,453	9,432	9,402	9,218
Foreign Companies (No.)	5,139	5,121	5,114	5,094	5,086	5,056	4,950
Total Excluding Multiple Registrations	614,834	614,301	613,762	612,800	612,116	611,305	604,826
Total De-Mat Accounts Including Multiple Registrations	806,683	805,806	804,973	803,713	802,773	801,685	792,894

De-Mat Account Categories as a Percentage against Total Registrations Excluding Multiple Registrations (%)

	May-17	Apr-17	Mar-17	Feb-17	Jan-17	Dec-16	May-16
Local Individuals (No.)	96.87	96.87	96.88	96.88	96.88	96.89	96.91
Foreign Individuals (No.)	0.75	0.75	0.75	0.75	0.75	0.75	0.75
Local Companies (No.)	1.55	1.54	1.54	1.54	1.54	1.54	1.52
Foreign Companies (No.)	0.84	0.83	0.83	0.83	0.83	0.83	0.82
Total Excluding Multiple Registrations	100.00	100.00	100.00	100.00	100.00	100.00	100.00



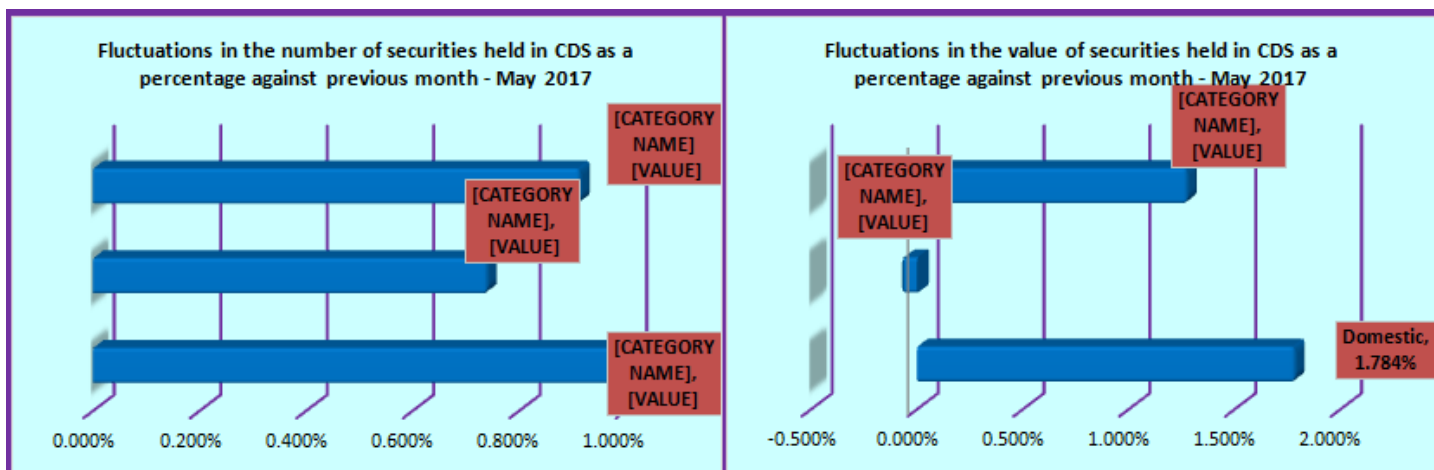
Value & Quantity of the Securities held in the CDS

Securities Held in Custody (Nos.)	May-17	Apr-17	Mar-17	Feb-17	May-16
Domestic	66,402,224,960	65,762,546,480	65,536,247,168	64,167,953,728	61,341,599,418
Foreign	22,362,043,668	22,197,844,520	21,862,142,572	21,735,836,850	20,921,010,124
Total	88,764,268,628	87,960,391,000	87,398,389,740	85,903,790,578	82,262,609,542

Comparative Analysis on Fluctuations(Change)	May-17	Apr-17	Mar-17
Domestic	0.973%	0.345%	2.132%
Foreign	0.740%	1.536%	0.581%
Total	0.914%	0.643%	1.740%

Securities Held in Custody (Rs.)	May-17	Apr-17	Mar-17	Feb-17	May-16
Domestic	2,227,454,342,229	2,188,411,685,048	2,044,032,220,782	2,058,103,634,697	2,021,838,553,024
Foreign	823,767,273,526	824,423,247,841	742,738,833,667	751,824,988,725	782,436,306,441
Total	3,051,221,615,755	3,012,834,932,890	2,786,771,054,450	2,809,928,623,422	2,804,274,859,465

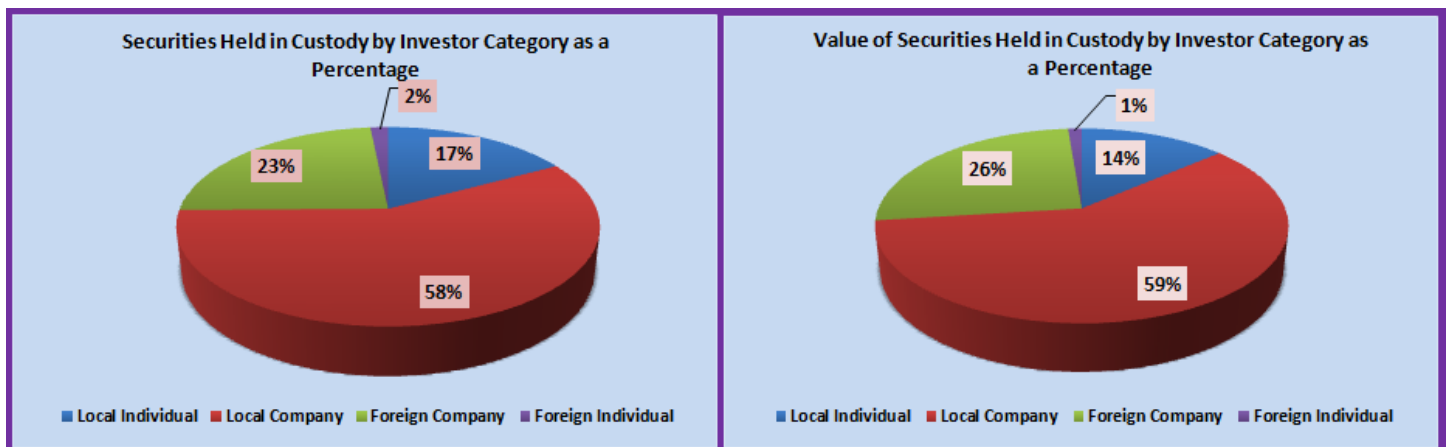
Comparative Analysis on Fluctuations(Change)	May-17	Apr-17	Mar-17
Domestic	1.784%	7.063%	-0.684%
Foreign	-0.080%	10.998%	-1.209%
Total	1.274%	8.112%	-0.824%



Value & Quantity of the Securities held in the CDS by Investor Category as at 31st May 2017

Investor Category	Equity Holding	Corporate Debt Holding	Total Holding
Local Individual	14,932,746,677	178,401,797	15,111,148,474
Local Company	48,572,991,165	2,718,085,321	51,291,076,486
Foreign Company	20,919,011,683	13,207,133	20,932,218,816
Foreign Individual	1,426,341,113	3,483,739	1,429,824,852
Total	85,851,090,638	2,913,177,990	88,764,268,628

Investor Category	Equity Value	Corporate Debt Value	Total Value
Local Individual	398,543,878,529.60	17,654,671,487.32	416,198,550,016.92
Local Company	1,538,253,289,859.10	273,002,502,352.53	1,811,255,792,211.63
Foreign Company	783,752,372,183.10	1,342,877,006.33	785,095,249,189.43
Foreign Individual	38,331,320,783.80	340,703,553.26	38,672,024,337.06
Total	2,758,880,861,355.60	292,340,754,399.44	3,051,221,615,755.04

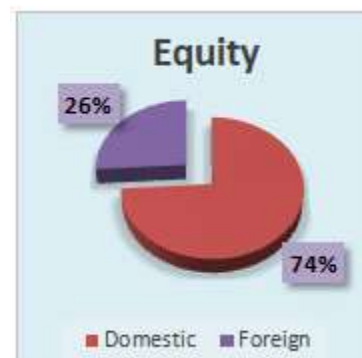
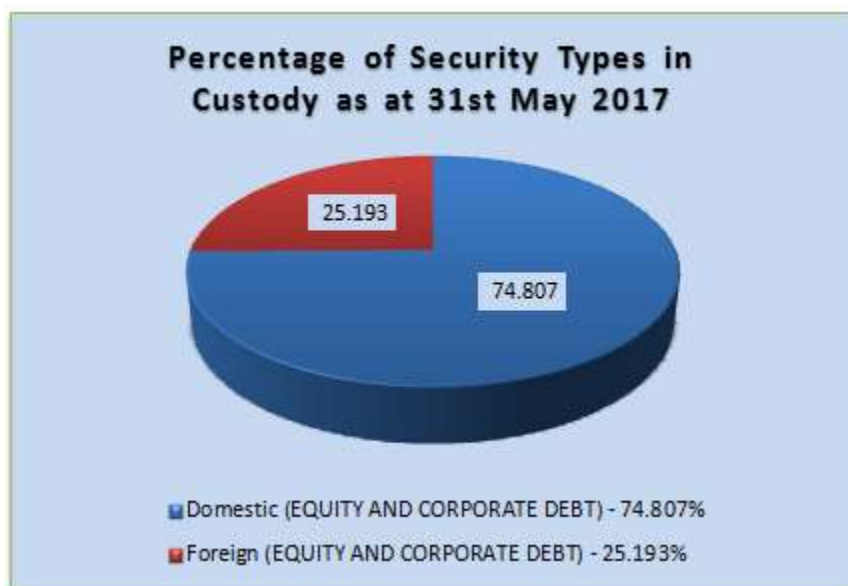


Holdings in CDS as at 31st May 2017

HOLDINGS	Equity	Corporate Debt	Total
Domestic	63,505,737,842	2,896,487,118	66,402,224,960
Foreign	22,345,352,796	16,690,872	22,362,043,668

MARKET VALUE	Equity	Corporate Debt	Total
Domestic	1,936,797,168,389	290,657,173,840	2,227,454,342,229
Foreign	822,083,692,967	1,683,580,560	823,767,273,526

	Quantity	Market Value(LKR)
Equity	85,851,090,638	2,758,880,861,356
Debentures	2,913,177,990	292,340,754,399



De-Mat Percentages of Securities

DE-MAT PERCENTAGE FOR EQUITY 95.2%

DE-MAT PERCENTAGE FOR CORPORATE DEBT 99.6%

Corporate Actions and New Listings – May 2017

IPO (Equity)	RIL Properties Limited (1)	RIL.N0000
IPO (Debt)	Merchant Bank of Sri Lanka PLC (3)	MBSL.D0417
		MBSL.D0418
		MBSL.D0419
Rights Issue	Senkadagala Finance Company PLC (1)	SFCL.N0000
	Brac Lanka Finance PLC (1)	NIFL.N0000
	Abans Finance PLC (1)	AFSL.N0000
ESOPs	Commercial Bank of Ceylon PLC (3)	COMB.N0000
	Hemas Holdings PLC (2)	HHL.N0000
	Hatton National Bank PLC (1)	HNB.N0000
		HNB.X0000
Private Placements	Sanasa Development Bank PLC (1)	SDB.N0000