

# CDS Infoline

## June 2018

**Operational Highlights of  
Central Depository Systems (Pvt) Ltd.  
of Sri Lanka (CDS)**  
(A fully owned subsidiary of Colombo Stock  
Exchange)

**Tel: +94 11 2 356 456**

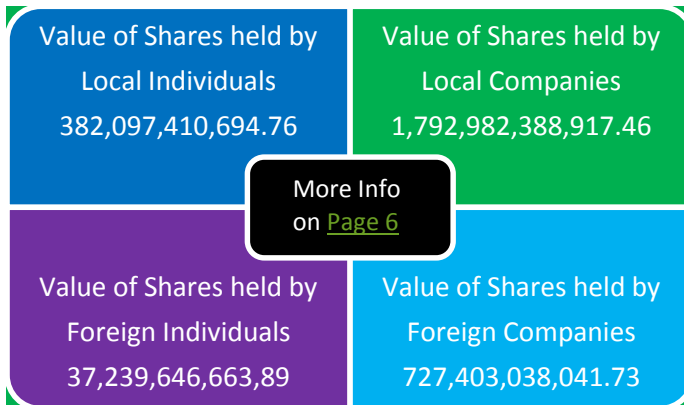
**Fax: +94 11 2 440 396**

**E-mail: [cgs@cse.lk](mailto:cgs@cse.lk)**


**Website: [www.cds.lk](http://www.cds.lk)**



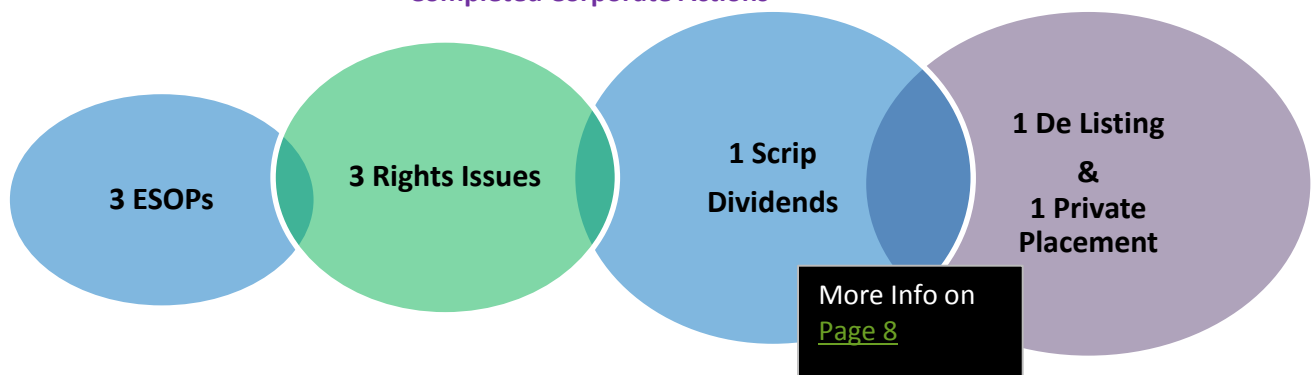
## June 2018 at a Glance



### Aggregate Number of Accounts



### Completed Corporate Actions



## Operational Highlights

Major Operations	Jun-18	May-18	Apr-18	Mar-18	Feb-18	Jan-18	Jun-17
New Accounts (No.)	796	914	775	1,120	898	855	882
Deposits (No.)	*6,993	14,213	38,528	24,996	6,858	6,015	18,477
Withdrawals (No.)	1	1	1	2	0	0	0
Transfers (No.)	2,088	2,423	1,753	3,803	2,551	2,265	2,564
Trades (No.) - Equity	61,406	80,737	66,048	100,869	108,986	60,946	100,413
Trades (No.)-Closed End Funds	21	25	15	30	46	86	61
Market Days (No.)	19	21	19	20	18	20	20
Listed Companies (No.)	298	299	299	299	299	298	296
Participants (No.)	47	47	47	47	47	47	50

\*Deposits in June 2018 include 6,160 direct deposits made due to Subdivisions, Right Issues, Initial public Offers and Capitalization of Reserves.

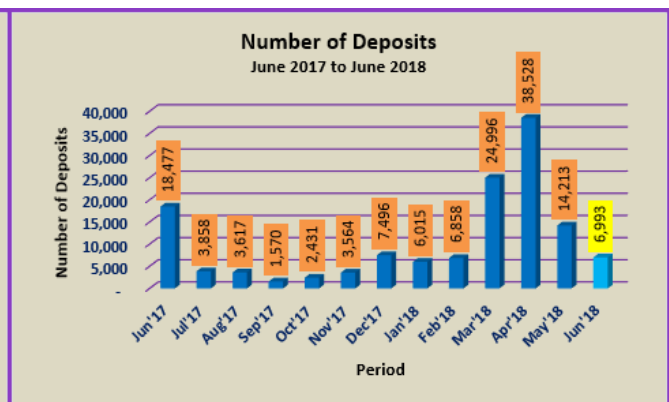
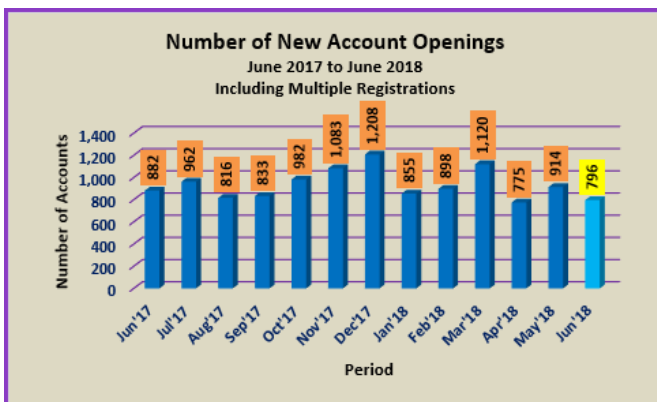
e-Services Enrollment	As at 30 <sup>th</sup> June 2018	June-18	As at 31 <sup>st</sup> May 2018
SMS	11,206	55	11,151
e-Statements	24,403	692	23,711

### Comparative analysis on monthly basis

	Jun 18	May 18	Apr 18	Mar 18	Feb 18
New Accounts (No.)	-12.91	17.94	-30.80	24.72	5.03
Deposits (No.)	-50.80	-63.11	54.14	264.48	14.01
Trades (No.) - Equity	-100.00	22.24	-34.52	-7.45	78.82

### Annual Comparison

	2018	2017
	CUMALATIVE	
	JAN-JUN	
New Accounts (No.)	5,358	5,880
Deposits (No.)	97,603	76,626
Withdrawals (No.)	5	4
Transfers (No.)	14,883	12,862
Trades (No.) - Equity	417,586	458,116
Trades (No.)-Closed End Funds	223	317

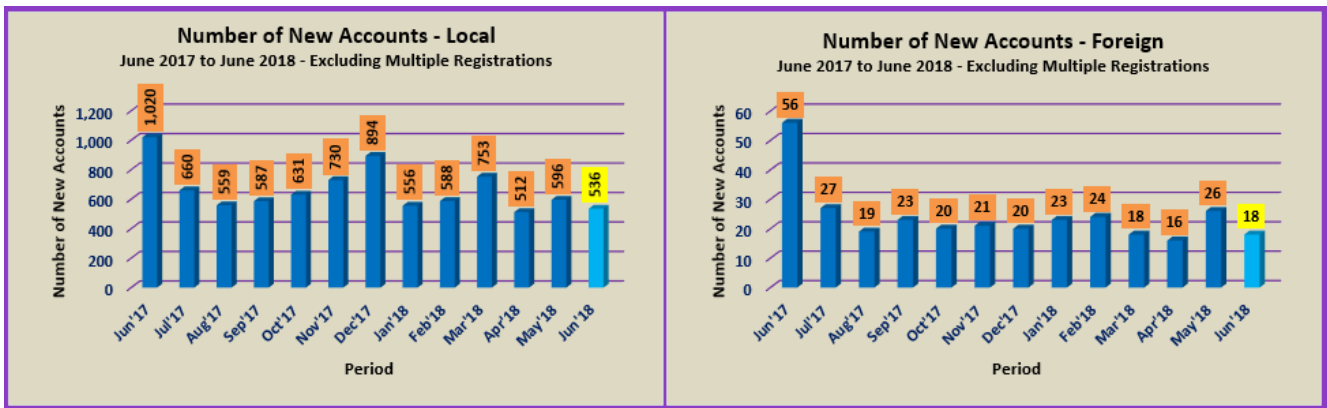


## Number of CDS Accounts by Investor Category

	Jun-18	May-18	Apr-18	Mar-18	Feb-18	Jan-18	Jun-17
<b>Local Individuals (No.)</b>	603,369	602,866	602,291	601,804	601,076	600,508	596,079
<b>Foreign Individuals (No.)</b>	4,668	4,667	4,662	4,655	4,652	4,639	4,598
<b>Local Companies (No.)</b>	9,844	9,811	9,790	9,765	9,740	9,720	9,532
<b>Foreign Companies (No.)</b>	5,353	5,336	5,315	5,306	5,291	5,280	5,168
<b>Total Excluding Multiple Registrations</b>	623,234	622,680	622,058	621,530	620,759	620,147	615,377
<b>Total De-Mat Accounts Including Multiple Registrations</b>	818,807	818,011	817,097	816,322	815,202	814,304	807,565

## De-Mat Account Categories as a Percentage against Total Registrations Excluding Multiple Registrations (%)

	May-18	Apr-18	Mar-18	Feb-18	Jan-18	Dec-17	May-17
<b>Local Individuals (No.)</b>	96.81	96.82	96.82	96.83	96.83	96.83	96.86
<b>Foreign Individuals (No.)</b>	0.75	0.75	0.75	0.75	0.75	0.75	0.75
<b>Local Companies (No.)</b>	1.58	1.58	1.57	1.57	1.57	1.57	1.55
<b>Foreign Companies (No.)</b>	0.86	0.86	0.85	0.85	0.85	0.85	0.84
<b>Total Excluding Multiple Registrations</b>	100.00	100.00	100.00	100.00	100.00	100.00	100.00



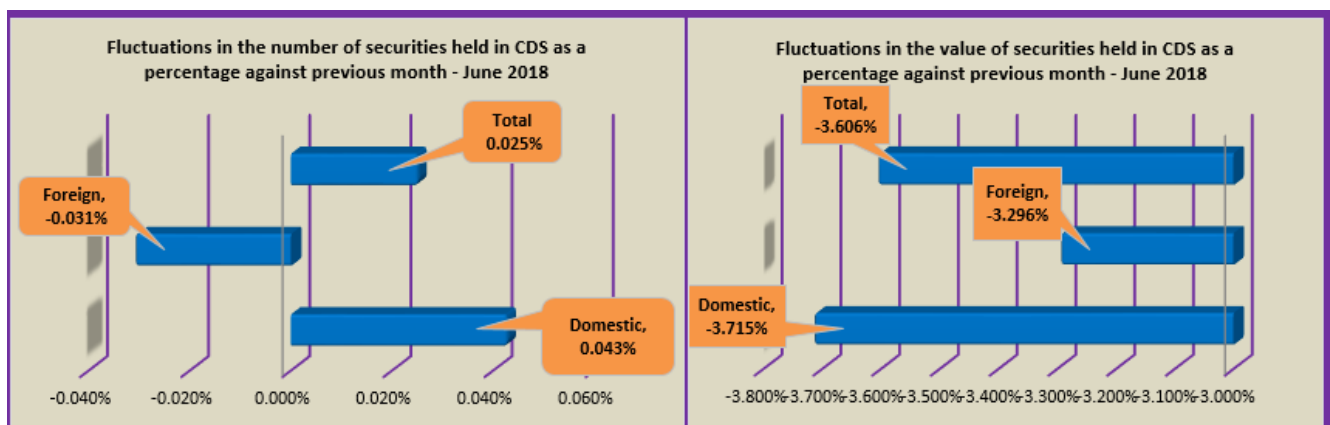
## Value & Quantity of the Securities held in the CDS

Securities Held in Custody (Nos.)	Jun-18	May-18	Apr-18	Mar-18	Jun-17
Domestic	74,980,046,726	74,947,960,941	74,861,862,130	74,667,244,567	66,574,571,858
Foreign	23,608,097,199	23,615,417,217	23,476,944,136	23,386,347,540	22,425,998,884
<b>Total</b>	<b>98,588,143,925</b>	<b>98,563,378,158</b>	<b>98,338,806,266</b>	<b>98,053,592,107</b>	<b>89,000,570,742</b>

Comparative Analysis on Fluctuations(Change)	Jun-18	May-18	Apr-18
Domestic	0.043%	0.115%	0.261%
Foreign	-0.031%	0.590%	0.387%
<b>Total</b>	<b>0.025%</b>	<b>0.228%</b>	<b>0.291%</b>

Securities Held in Custody (Rs.)	Jun-18	May-18	Apr-18	Mar-18	Jun-17
Domestic	2,175,079,799,612	2,259,005,050,728	2,304,995,886,752	2,253,454,000,029	2,253,085,934,792
Foreign	764,642,502,706	790,702,561,900	809,627,894,533	794,982,037,532	840,226,749,534
<b>Total</b>	<b>2,939,722,302,318</b>	<b>3,049,707,612,629</b>	<b>3,114,623,781,285</b>	<b>3,048,436,037,562</b>	<b>3,093,312,684,326</b>

Comparative Analysis on Fluctuations(Change)	Jun-18	May-18	Apr-18
Domestic	-3.715%	-1.995%	2.287%
Foreign	-3.296%	-2.338%	1.842%
<b>Total</b>	<b>-3.606%</b>	<b>-2.084%</b>	<b>2.171%</b>

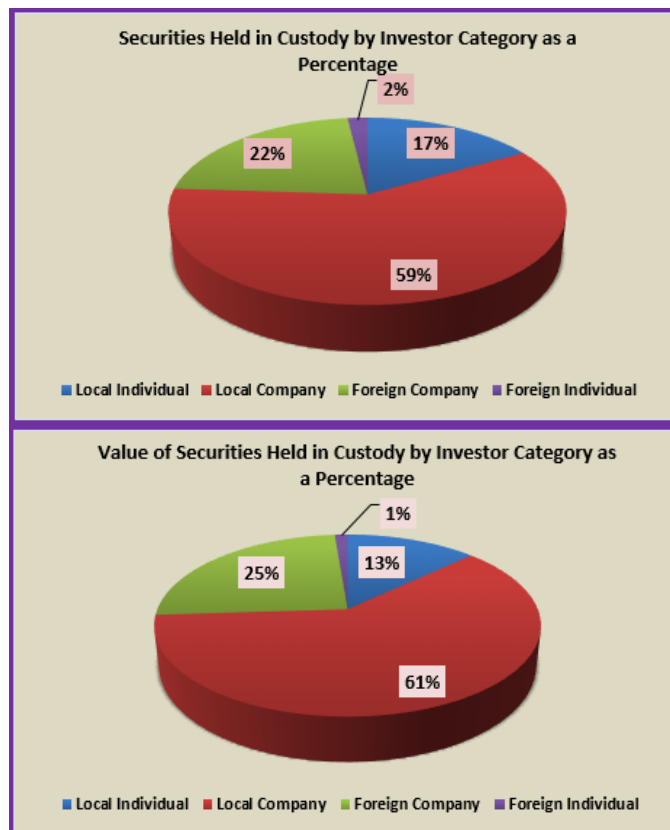


## Value & Quantity of the Securities held in the CDS by Investor Category

## June 2018

Investor Category	Equity Holding	Corporate Debt Holding	Total Holding
Local Individual	16,284,153,329	176,128,944	16,460,282,273
Local Company	55,652,455,585	2,867,308,868	58,519,764,453
Foreign Company	21,715,897,561	14,823,700	21,730,721,261
Foreign Individual	1,874,136,425	3,239,513	1,877,375,938
<b>Total</b>	<b>95,526,642,900</b>	<b>3,061,501,025</b>	<b>98,588,143,925</b>

Investor Category	Equity Value	Corporate Debt Value	Total Value
Local Individual	364,957,550,622.66	17,139,860,072.10	382,097,410,694.76
Local Company	1,510,286,589,438.44	282,695,799,479.02	1,792,982,388,917.46
Foreign Company	725,930,943,248.30	1,472,094,793.43	727,403,038,041.73
Foreign Individual	36,929,455,704.34	310,008,959.55	37,239,464,663.89
<b>Total</b>	<b>2,638,104,539,013.74</b>	<b>301,617,763,304.10</b>	<b>2,939,722,302,317.84</b>

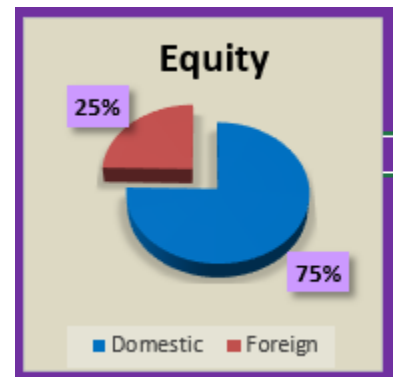
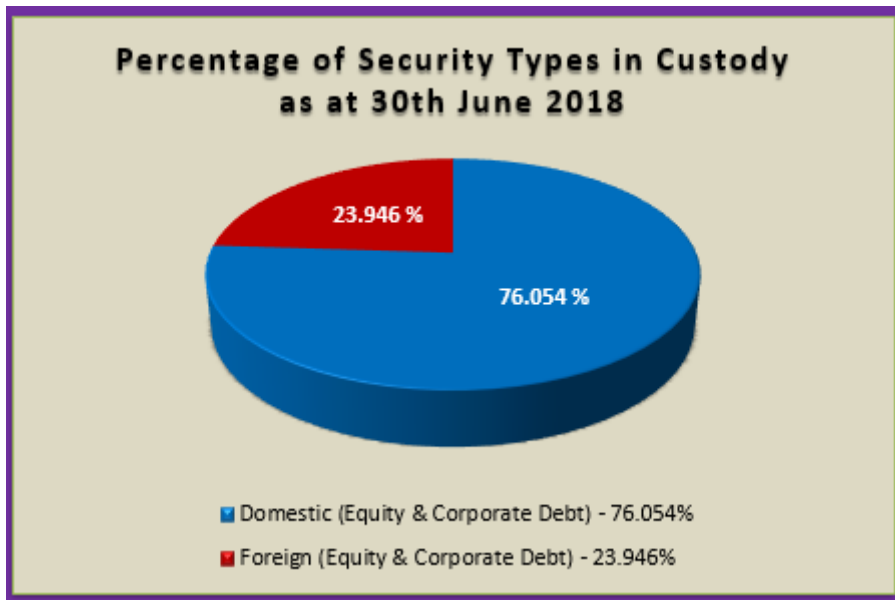


### Holdings in CDS as at 30<sup>th</sup> June 2018

Holdings	Equity	Corporate Debt	Total
Domestic	71,936,608,914	3,043,437,812	74,980,046,726
Foreign	23,590,033,986	18,063,213	23608,097,199

Market Value	Equity	Corporate Debt	Total
Domestic	1,875,244,140,061.10	299,835,659,551.12	2,175,079,799,612.22
Foreign	762,860,398,952.64	1,782,103,752.98	764,642,502,705.62

	Quantity	Market Value(LKR)
Equity	95,526,642,900	2,638,104,539,013.74
Debentures	3,061,501,025	301,617,763,304.10



#### De-Mat Percentages of Securities

DE-MAT PERCENTAGE FOR EQUITY

97.1%

DE-MAT PERCENTAGE FOR CORPORATE DEBT

99.8%

## Corporate Actions and New Listings Completed in June 2018

<b>DE-LISTED</b>	Ceylon Leather Products PLC (1)	<b>CLPL-N-0000</b>
<b>SCRIP</b>	Sanasa Development Bank PLC (1)	<b>SDB-N-0000</b>
<b>ESOP</b>	Commercial Bank of Ceylon PLC (3)	<b>COMB-N-0000</b>
<b>PRIVATE PLACEMENT</b>	Vidullanka PLC (1)	<b>VLL-N-0000</b>
<b>RIGHTS</b>	Vallibel Finance Plc (1)	<b>VFIN-N-0000</b>
<b>RIGHTS</b>	Tess Agro Plc (1)	<b>TESS-N-0000</b>
<b>RIGHTS</b>	Tess Agro Plc (1)	<b>TESS-X-0000</b>