

CDS INFOLINE

February 2019

**Operational Highlights of
Central Depository Systems (Pvt) Ltd
of Sri Lanka (CDS)**
(A fully owned subsidiary of Colombo Stock
Exchange)

Phone: +94 11 2 356 456

Fax: +94 11 2 440 396

Email: cds@cse.lk

Website: www.cds.lk



Central Depository Systems (Pvt) Limited

CONVENIENT : DEDICATED : SECURE

February 2019 at a Glance

Value of Securities



Local Individual	<ul style="list-style-type: none"> 350,738,193,784.38
Local Institutional	<ul style="list-style-type: none"> 1,690,019,731,479.09
Foreign Individual	<ul style="list-style-type: none"> 35,942,773,274.06
Foreign Institutional	<ul style="list-style-type: none"> 630,453,437,415.5

Volume of Securities



Local Individual	<ul style="list-style-type: none"> 15,882,935,292
Local Institutional	<ul style="list-style-type: none"> 56,995,348,789
Foreign Individual	<ul style="list-style-type: none"> 2,442,514,455
Foreign Institutional	<ul style="list-style-type: none"> 21,662,060,305

Main Operational Stats



Total Number of Deposits	<ul style="list-style-type: none"> 3,008
De-Mat Accounts Opened	<ul style="list-style-type: none"> 621
Transfers	<ul style="list-style-type: none"> 1,402
Total eService Subscriptions (SMS Alerts & e-Statements)	<ul style="list-style-type: none"> 522

De-Mat Account (Excluding multiple)



Local Individual	<ul style="list-style-type: none"> 608,445
Local Institutional	<ul style="list-style-type: none"> 10,048
Foreign Individual	<ul style="list-style-type: none"> 4,707
Foreign Institutional	<ul style="list-style-type: none"> 5,481

Operational Highlights

Major Operations	Feb-19	Jan-19	Dec-18	Nov-18	Oct-18	Sep-18	Feb-18
New Accounts (No.)	621	931	841	1,096	1,149	825	898
Deposits (No.)	*3,008	513	717	668	2,164	2,999	6,858
Withdrawals (No.)	0	0	0	1	1	9	0
Transfers (No.)	1,402	3,053	1,881	2,106	2,787	1,482	2,551
Trades (No.) - Equity	55,363	82,896	58,560	81,202	70,099	65,284	108,986
Trades (No.)-Closed End Funds	11	4	28	27	19	15	46
Market Days (No.)	18	21	20	19	22	19	18
Listed Companies (No.)	297	297	297	297	297	297	299
Participants (No.)	45	45	45	45	47	47	47

*Deposits in February 2019 include 2,681 direct deposits made due to Subdivisions, Right Issues, Initial public Offers and Capitalization of Reserves.

e-Services Enrollment	As at 28 th Feb 2019	February 2019	As at 31 st Jan 2019
SMS	11,449	37	11,412
e-Statements	29,499	485	29,014

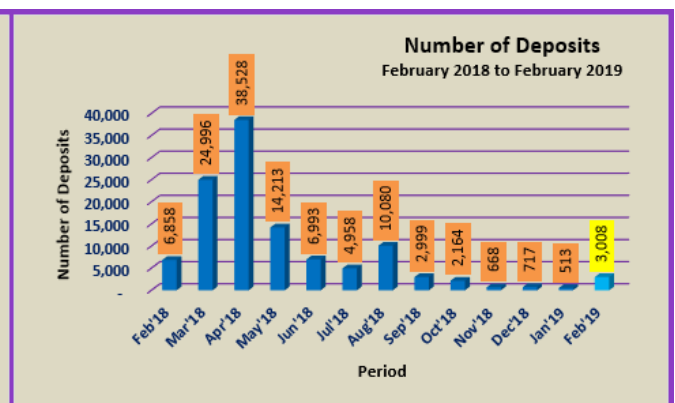
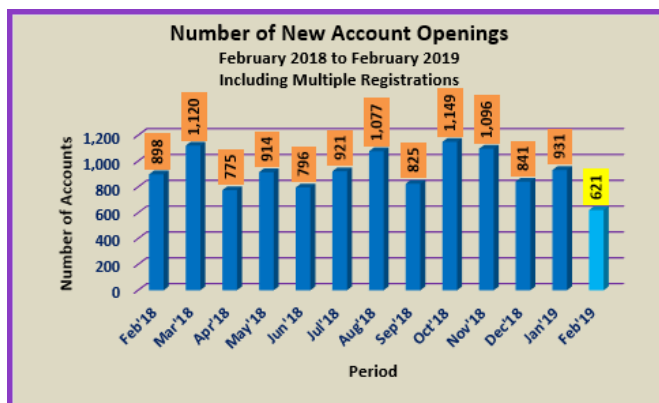
Annual Comparison

	2019	2018
	CUMALATIVE	
	JAN-FEB	
New Accounts (No.)	1,552	1,753
Deposits (No.)	3,521	12,873
Withdrawals (No.)	0	0
Transfers (No.)	4,455	4,816
Trades (No.) - Equity	138,259	169,932
Trades (No.)-Closed End Funds	15	132

Comparative analysis on monthly basis as a percentage

	Feb 19	Jan 19	Dec 18	Nov 18	Oct 18
New Accounts (No.)	-33.30	10.70	-23.27	-4.61	39.27
Deposits (No.)	486.35	-28.45	7.34	-69.13	-27.84
Trades (No.) - Equity	-33.21	41.56	-27.88	15.84	7.38

	2019	2018
New Accounts (No.)	1,552	1,753
Deposits (No.)	3,521	12,873
Withdrawals (No.)	0	0
Transfers (No.)	4,455	4,816
Trades (No.) - Equity	138,259	169,932
Trades (No.)-Closed End Funds	15	132



Number of CDS Accounts by Investor Category

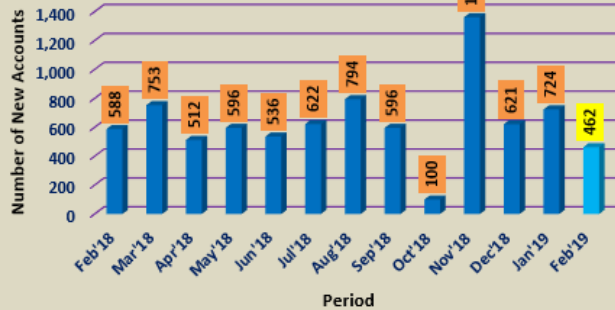
	Feb-19	Jan-19	Dec-18	Nov-18	Oct-18	Sep-18	Feb-18
Local Individuals (No.)	608,445	607,999	607,317	606,717	606,007	605,313	601,076
Foreign Individuals (No.)	4,707	4,703	4,697	4,697	4,694	4,686	4,652
Local Companies (No.)	10,048	10,032	9,990	9,969	9,948	9,912	9,740
Foreign Companies (No.)	5,481	5,468	5,452	5,441	5,420	5,396	5,291
Total Excluding Multiple Registrations	628,681	628,202	627,456	626,824	626,069	625,307	620,759
Total De-Mat Accounts Including Multiple Registrations	826,268	825,647	824,716	823,875	822,779	821,630	601,076

De-Mat Account Categories as a Percentage against Total Registrations Excluding Multiple Registrations (%)

	Feb-19	Jan-18	Dec-18	Nov-18	Oct-18	Sep-18	Feb-18
Local Individuals (No.)	96.78	96.78	96.79	96.79	96.80	96.80	96.83
Foreign Individuals (No.)	0.75	0.75	0.75	0.75	0.75	0.75	0.75
Local Companies (No.)	1.60	1.60	1.59	1.59	1.59	1.59	1.57
Foreign Companies (No.)	0.87	0.87	0.87	0.87	0.87	0.86	0.85
Total Excluding Multiple Registrations	100.00	100.00	100.00	100.00	100.00	100.00	100.00

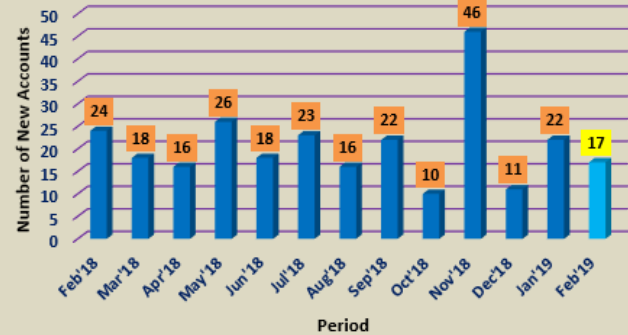
Number of New Accounts - Local

February 2018 to February 2019
Excluding Multiple Registrations



Number of New Accounts - Foreign

February 2018 to February 2019- Excluding Multiple Registrations



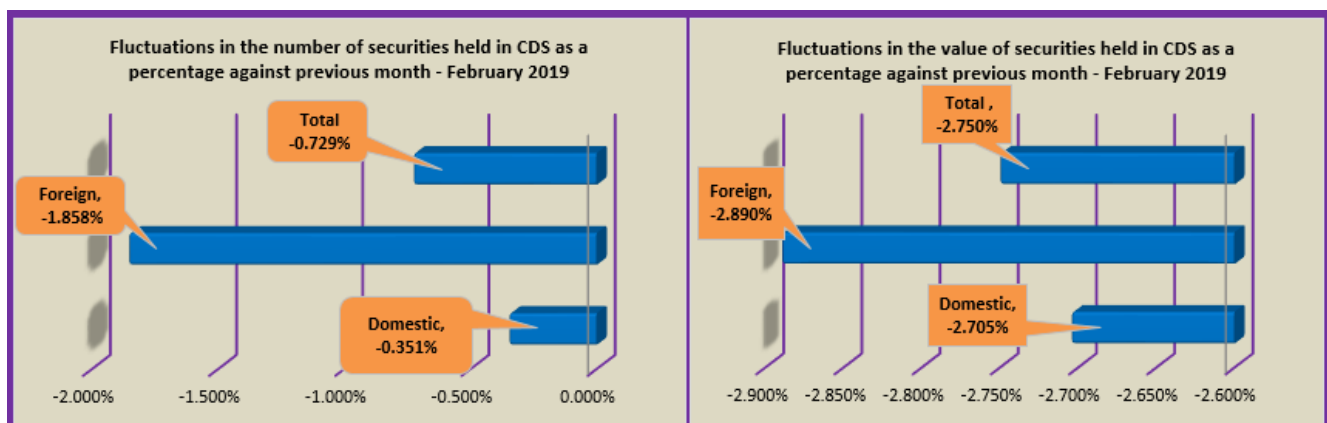
Value & Quantity of the Securities held in the CDS

Securities Held in Custody (Nos.)	Feb-19	Jan-19	Dec-18	Nov-18	Feb-18
Domestic	72,878,284,081	73,134,675,428	73,202,806,136	73,324,935,662	73,155,411,453
Foreign	24,104,574,760	24,560,857,962	24,591,762,791	24,639,858,393	23,195,409,281
Total	96,982,858,841	97,695,533,390	97,794,568,927	97,964,794,055	96,350,820,734

Comparative Analysis on Fluctuations (Change)	Feb-19	Jan-19	Dec-18
Domestic	-0.351%	-0.093%	-0.167%
Foreign	-1.858%	-0.126%	-0.195%
Total	-0.729%	-0.101%	-0.174%

Securities Held in Custody (Rs.)	Feb-19	Jan-19	Dec-18	Nov-18	Feb-18
Domestic	2,040,757,925,263	2,097,491,398,501	2,129,284,474,428	2,120,228,267,373	2,265,039,529,582
Foreign	666,396,210,690	686,228,304,404	699,210,641,613	711,706,120,779	809,563,698,274
Total	2,707,154,135,953	2,783,719,702,905	2,828,495,116,040	2,831,934,388,152	3,074,603,227,856

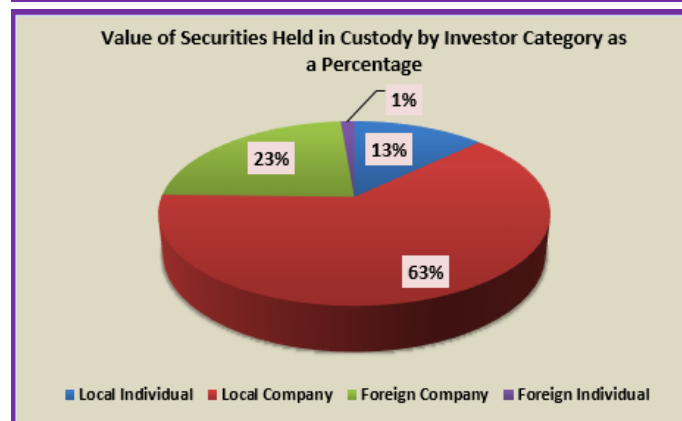
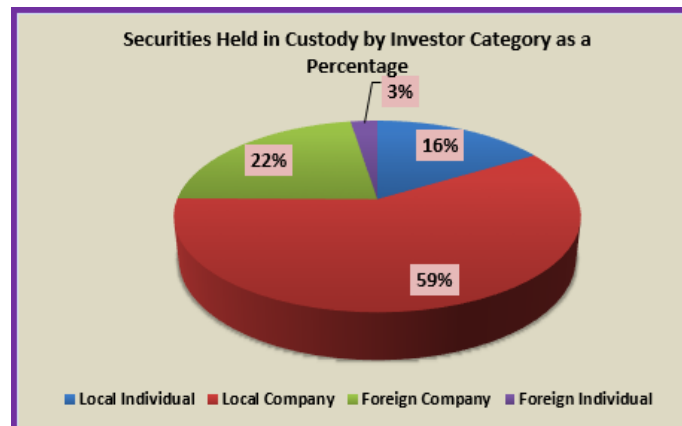
Comparative Analysis on Fluctuations (Change)	Feb-19	Jan-19	Dec-18
Domestic	-2.705%	-1.493%	0.427%
Foreign	-2.890%	-1.857%	-1.756%
Total	-2.750%	-1.583%	-0.121%



Value & Quantity of the Securities held in the CDS by Investor Category February 2019

Investor Category	Equity Holding	Corporate Debt Holding	Total Holding
Local Individual	15,716,411,866	166,523,426	15,882,935,292
Local Company	54,260,451,967	2,734,896,822	56,995,348,789
Foreign Company	21,652,510,305	9,550,000	21,662,060,305
Foreign Individual	2,440,479,642	2,034,813	2,442,514,455
Total	94,069,853,780	2,913,005,061	96,982,858,841

Investor Category	Equity Value	Corporate Debt Value	Total Value
Local Individual	335,123,144,026.40	15,615,049,757.98	350,738,193,784.38
Local Company	1,420,806,974,955.70	269,212,756,523.39	1,690,019,731,479.09
Foreign Company	629,517,051,025.50	936,386,390.00	630,453,437,415.50
Foreign Individual	35,749,424,934.80	193,348,339.26	35,942,773,274.06
Total	2,421,196,594,942.40	285,957,541,010.63	2,707,154,135,953.03

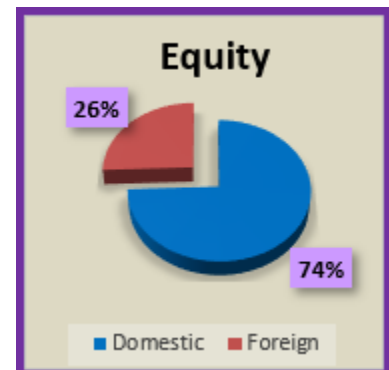
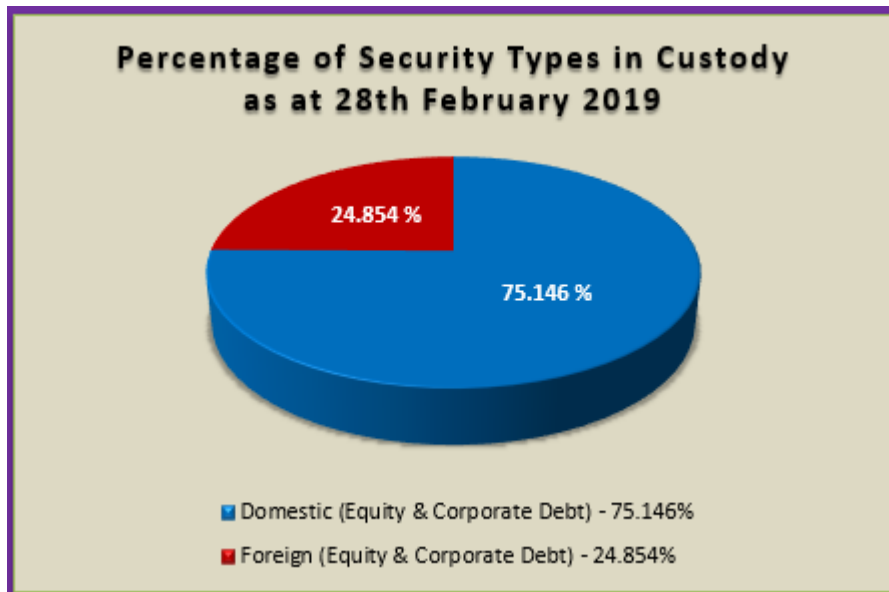


Holdings in CDS as at 28th February 2019

Holdings	Equity	Corporate Debt	Total
Domestic	69,976,863,833	2,901,420,248	72,878,284,081
Foreign	24,092,989,947	11,584,813	24,104,574,760

Market Value	Equity	Corporate Debt	Total
Domestic	1,755,930,118,982.10	284,827,806,281.37	2,040,757,925,263.47
Foreign	665,266,475,960.30	1,129,734,729.26	666,396,210,689.56

	Quantity	Market Value (LKR)
Equity	94,069,853,780	2,421,196,594,942.40
Debentures	2,913,005,061	285,957,541,010.63



De-Mat Percentages of Securities

DE-MAT PERCENTAGE FOR EQUITY

97.1%

DE-MAT PERCENTAGE FOR CORPORATE DEBT

99.8%

Corporate Actions and New Listings Completed in February 2018

Consolidation of Shares	Asia Asset Finance PLC (1)	AAF.N0000
-------------------------	----------------------------	-----------