

# CDS Infoline

## February 2018

**Operational Highlights of  
Central Depository Systems (Pvt) Ltd.  
of Sri Lanka (CDS)**  
(A fully owned subsidiary of Colombo Stock  
Exchange)

**Tel: +94 11 2 356 456**

**Fax: +94 11 2 440 396**

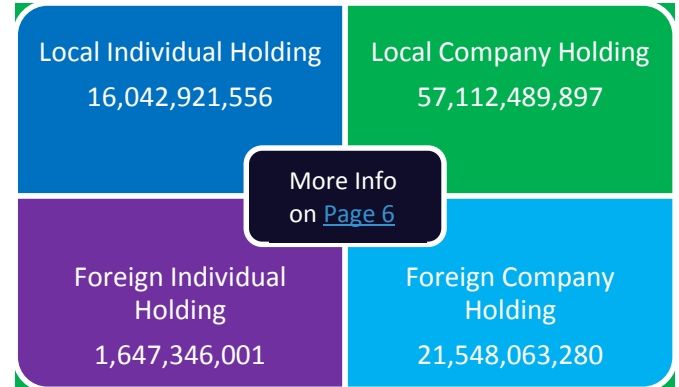
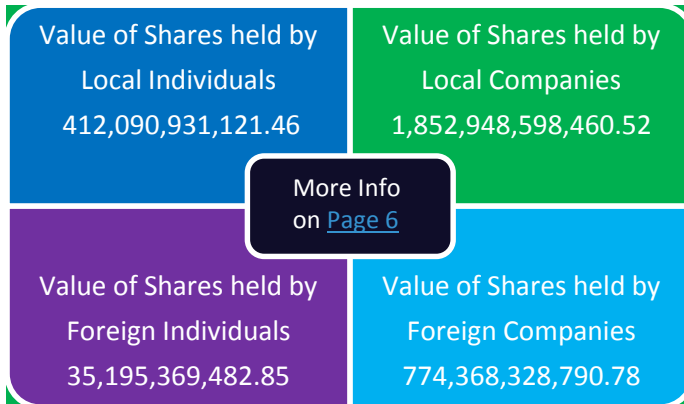
**E-mail: [cds@cse.lk](mailto:cds@cse.lk)**

**Website: [www.cds.lk](http://www.cds.lk)**




Central Depository Systems (Pvt) Limited

## February 2018 at a glance



### Aggregate Number of Accounts



### Completed Corporate Actions



## Operational Highlights

Major Operations	Feb-18	Jan-18	Dec-17	Nov-17	Oct-17	Sep-17	Feb-17
New Accounts (No.)	898	855	1,208	1,083	982	833	940
Deposits (No.)	6,858	6,015	7,496	3,564	2,431	1,570	1,365
Withdrawals (No.)	0	0	2	0	2	3	1
Transfers (No.)	2,551	2,265	2,678	3,679	3,294	1,654	1,451
Trades (No.) - Equity	108,986	60,946	51,250	74,562	129,101	95,563	47,075
Trades (No.)-Closed End Funds	46	86	37	40	53	20	29
Market Days (No.)	18	20	19	21	20	19	18
Listed Companies (No.)	299	298	296	296	295	295	295
Participants (No.)	47	47	47	49	49	49	51

Deposits in February 2018 include 6,387 direct deposits made due to Subdivisions, Right Issues, Initial public Offers and Capitalization of Reserves.

e-Services Enrollment	As at 28 <sup>th</sup> Feb 2018	Feb-18	As at 31st Jan 2018
SMS	10,971	39	10,932
e-Statements	21,446	662	20,784

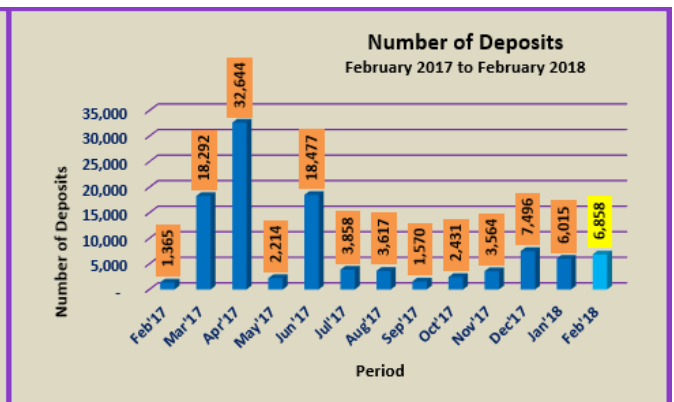
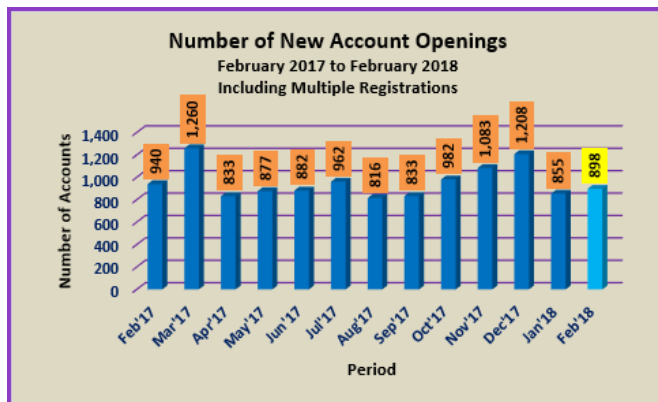
## Annual Comparison

	2018	2017
CUMULATIVE		
JAN-FEB		
New Accounts (No.)	1,753	2,028
Deposits (No.)	12,873	4,999
Withdrawals (No.)	0	1
Transfers (No.)	4,816	3,614
Trades (No.) - Equity	169,932	97,797
Trades (No.)-Closed End Funds	132	65

## Comparative analysis on monthly basis

	Feb 18	Jan 18	Dec 17	Nov 17	Oct 17
New Accounts (No.)	5.03	-29.22	11.54	10.29	17.89
Deposits (No.)	14.01	-19.76	110.33	46.61	54.84
Trades (No.) - Equity	78.82	18.92	-31.27	-42.25	35.10

	2018	2017
New Accounts (No.)	1,753	2,028
Deposits (No.)	12,873	4,999
Withdrawals (No.)	0	1
Transfers (No.)	4,816	3,614
Trades (No.) - Equity	169,932	97,797
Trades (No.)-Closed End Funds	132	65

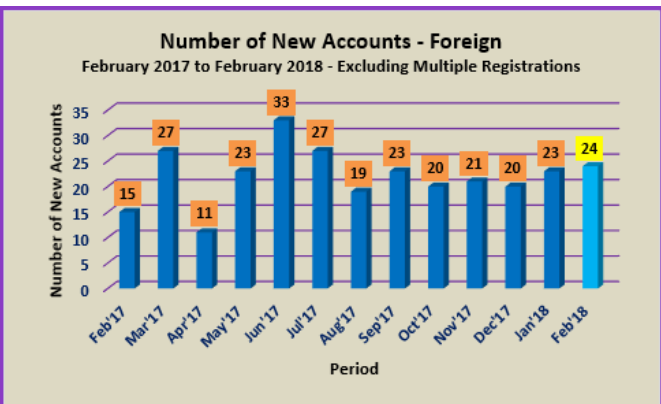
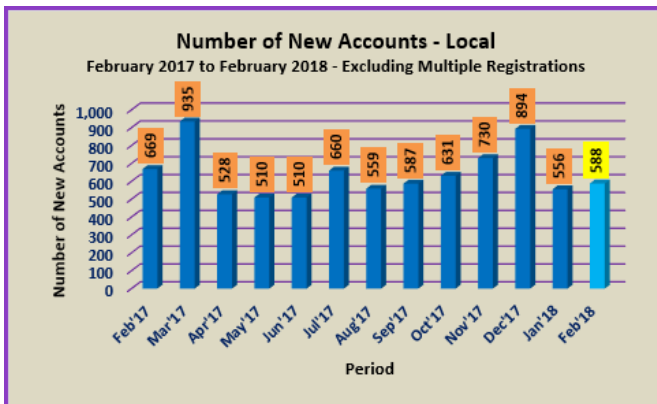


## Number of CDS Accounts by Investor Category

	Feb-18	Jan-18	Dec-17	Nov-17	Oct-17	Sep-17	Feb-17
Local Individuals (No.)	601,076	600,508	599,974	599,112	598,419	597,806	593,675
Foreign Individuals (No.)	4,652	4,639	4,633	4,624	4,619	4,617	4,578
Local Companies (No.)	9,740	9,720	9,698	9,666	9,629	9,611	9,453
Foreign Companies (No.)	5,291	5,280	5,263	5,252	5,236	5,218	5,094
<b>Total</b>							
Excluding Multiple Registrations	<b>620,759</b>	<b>620,147</b>	<b>619,568</b>	<b>618,654</b>	<b>617,903</b>	<b>617,252</b>	<b>612,800</b>
<b>Total De-Mat Accounts</b>							
Including Multiple Registrations	<b>815,202</b>	<b>814,304</b>	<b>813,449</b>	<b>812,241</b>	<b>811,158</b>	<b>810,176</b>	<b>803,713</b>

## De-Mat Account Categories as a Percentage against Total Registrations Excluding Multiple Registrations (%)

	Feb-18	Jan-18	Dec-17	Nov-17	Oct-17	Sep-17	Feb-17
Local Individuals (No.)	96.83	96.83	96.84	96.84	96.85	96.85	96.88
Foreign Individuals (No.)	0.75	0.75	0.75	0.75	0.75	0.75	0.75
Local Companies (No.)	1.57	1.57	1.57	1.56	1.56	1.56	1.54
Foreign Companies (No.)	0.85	0.85	0.85	0.85	0.85	0.85	0.83
<b>Total</b>							
Excluding Multiple Registrations	100.00	100.00	100.00	100.00	100.00	100.00	100.00



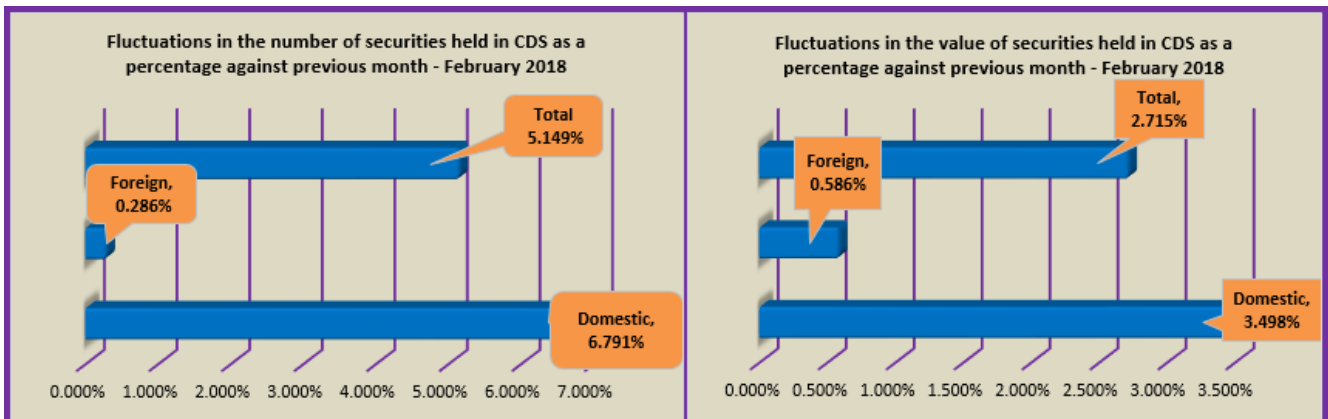
### Value & Quantity of the Securities held in the CDS

Securities Held in Custody (Nos.)	Feb-18	Jan-18	Dec-17	Nov-17	Feb-17
Domestic	73,155,411,453	68,503,169,129	67,460,569,176	67,289,640,556	64,167,953,728
Foreign	23,195,409,281	23,129,162,690	23,123,183,569	23,185,008,780	21,735,836,850
<b>Total</b>	<b>96,350,820,734</b>	<b>91,632,331,819</b>	<b>90,583,752,745</b>	<b>90,474,649,336</b>	<b>85,903,790,578</b>

Comparative Analysis on Fluctuations(Change)	Feb-18	Jan-18	Dec-17
Domestic	6.791%	1.545%	0.254%
Foreign	0.286%	0.026%	-0.267%
<b>Total</b>	<b>5.149%</b>	<b>1.158%</b>	<b>0.121%</b>

Securities Held in Custody (Rs.)	Feb-18	Jan-18	Dec-17	Nov-17	Feb-17
Domestic	2,265,039,529,582	2,188,491,895,505	2,166,576,445,495	2,170,524,314,638	2,058,103,634,697
Foreign	809,563,698,274	804,849,467,769	778,485,508,760	792,262,036,788	751,824,988,725
<b>Total</b>	<b>3,074,603,227,856</b>	<b>2,993,341,363,274</b>	<b>2,945,061,954,255</b>	<b>2,962,786,351,426</b>	<b>2,809,928,623,422</b>

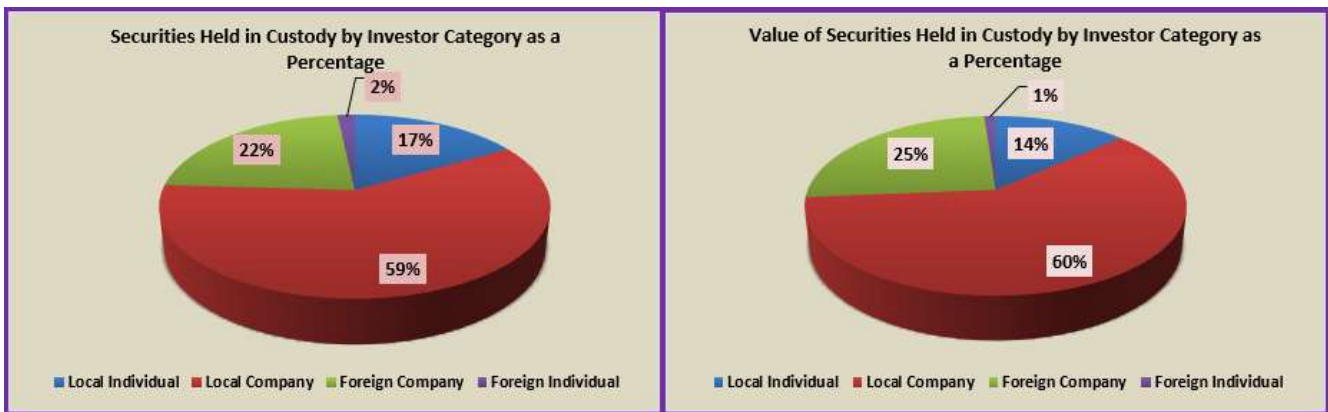
Comparative Analysis on Fluctuations(Change)	Feb-18	Jan-18	Dec-17
Domestic	3.498%	1.012%	-0.182%
Foreign	0.586%	3.387%	-1.739%
<b>Total</b>	<b>2.715%</b>	<b>1.639%</b>	<b>-0.598%</b>



## Value & Quantity of the Securities held in the CDS by Investor Category February 2018

Investor Category	Equity Holding	Corporate Debt Holding	Total Holding
Local Individual	15,881,742,050	161,179,506	16,042,921,556
Local Company	54,479,868,561	2,632,621,336	57,112,489,897
Foreign Company	21,534,856,147	13,207,133	21,548,063,280
Foreign Individual	1,644,099,552	3,246,449	1,647,346,001
<b>Total</b>	<b>93,540,566,310</b>	<b>2,810,254,424</b>	<b>96,350,820,734</b>

Investor Category	Equity Value	Corporate Debt Value	Total Value
Local Individual	396,309,291,643.40	15,781,639,478.06	412,090,931,121.46
Local Company	1,590,349,417,746.40	262,599,180,714.12	1,852,948,598,460.52
Foreign Company	773,046,546,740.80	1,321,782,049.98	774,368,328,790.78
Foreign Individual	34,880,530,520.60	314,838,962.25	35,195,369,482.85
<b>Total</b>	<b>2,794,585,786,651.20</b>	<b>280,017,441,204.41</b>	<b>3,074,603,227,855.61</b>



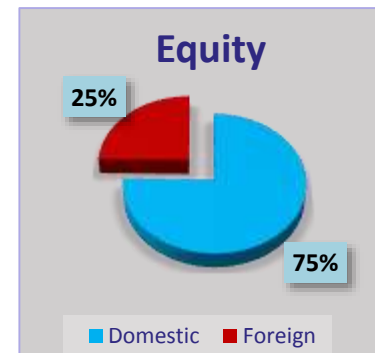
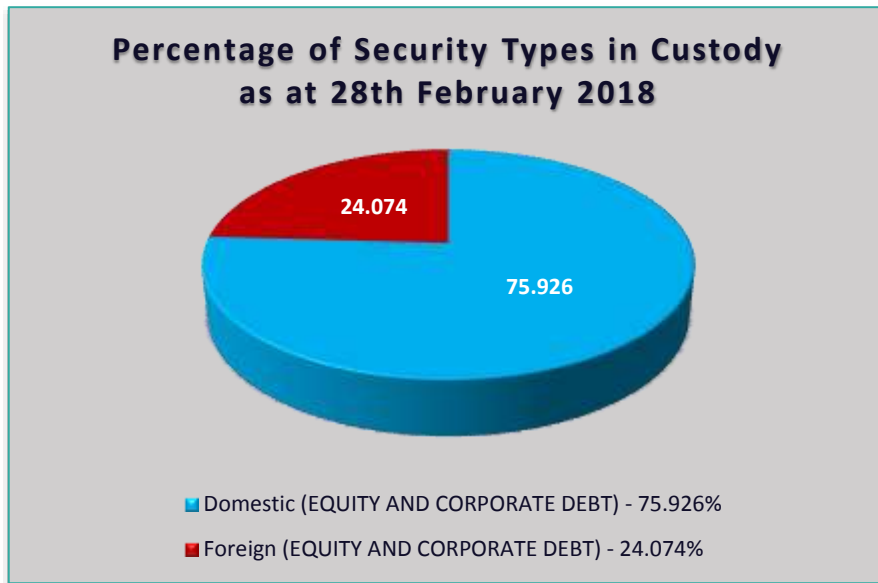


## Holdings in CDS as at 28<sup>th</sup> February 2018

Holdings	Equity	Corporate Debt	Total
Domestic	70,361,610,611	2,793,800,842	73,155,411,453
Foreign	23,178,955,699	16,453,582	23,195,409,281

Market Value	Equity	Corporate Debt	Total
Domestic	1,986,658,709,389.80	278,380,820,192.18	2,265,039,529,581.98
Foreign	807,927,077,261.40	1,636,621,012.23	809,563,698,273.63

	Quantity	Market Value(LKR)
Equity	93,540,566,310	2,794,585,786,651.20
Debentures	2,810,254,424	280,017,441,204.41



### De-Mat Percentages of Securities

DE-MAT PERCENTAGE FOR EQUITY

97.1%

DE-MAT PERCENTAGE FOR CORPORATE DEBT

99.8%

<b>Corporate Actions and New Listings Completed in February 2018</b>		
<b>IPOs</b>	<b>Hatton Plantations Limited (1)</b>	<b>HPL.N0000</b>
<b>Rights Issue</b>	<b>Nations Trust Bank PLC (1)</b>	<b>NTB.X0000</b>
	<b>Ceylon Tea Brokers PLC (1)</b>	<b>CTBL.N0000</b>
<b>Sub-Division of Shares</b>	<b>Distilleries Company of Sri Lanka PLC (1)</b>	<b>DIST.N0000</b>
<b>ESOPs</b>	<b>Commercial Bank of Ceylon PLC (2)</b>	<b>COMB.N0000</b>
	<b>Hemas Holdings PLC (1)</b>	<b>HHL.N0000</b>
<b>Consolidation of Shares</b>	<b>York Arcade Holdings PLC (1)</b>	<b>YORK.N0000</b>
<b>Share Swap</b>	<b>Lanka Century Investments PLC (1)</b>	<b>GREG.N0000</b>
	<b>Hikkaduwa Beach Resorts PLC (1)</b>	<b>CITH.N0000</b>