

CDS Infoline

April 2018

**Operational Highlights of
Central Depository Systems (Pvt) Ltd.
of Sri Lanka (CDS)**
(A fully owned subsidiary of Colombo Stock
Exchange)

Tel: +94 11 2 356 456

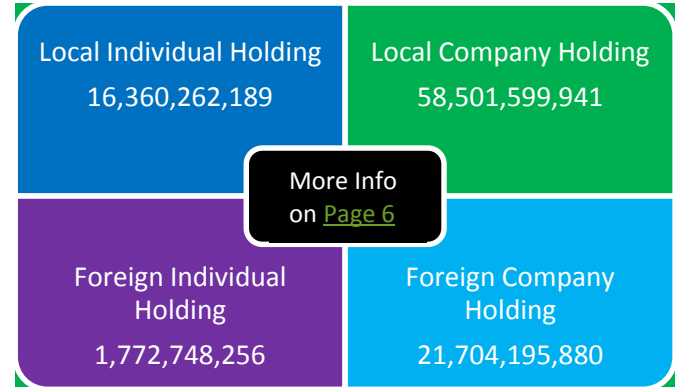
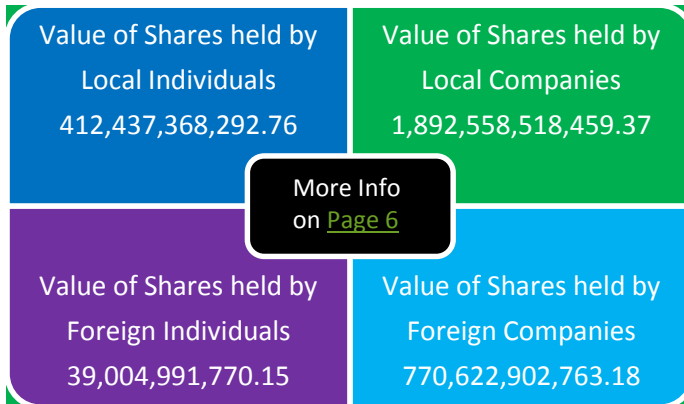
Fax: +94 11 2 440 396

E-mail: cgs@cse.lk


Website: www.cds.lk



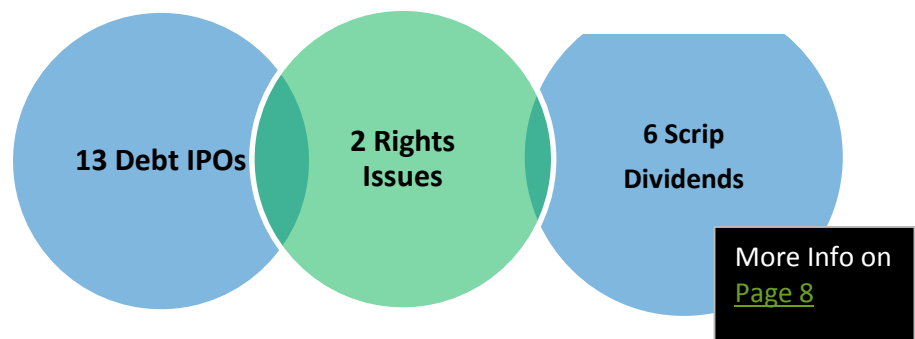
April 2018 at a Glance



Aggregate Number of Accounts



Completed Corporate Actions



Operational Highlights

Major Operations	Apr-18	Mar-18	Feb-18	Jan-18	Dec-17	Nov-17	Apr-17
New Accounts (No.)	775	1,120	898	855	1,208	1,083	833
Deposits (No.)	*38,528	24,996	6,858	6,015	7,496	3,564	32,644
Withdrawals (No.)	1	2	0	0	2	0	0
Transfers (No.)	1,753	3,803	2,551	2,265	2,678	3,679	1,772
Trades (No.) - Equity	66,048	100,869	108,986	60,946	51,250	74,562	89,494
Trades (No.)-Closed End Funds	15	30	46	86	37	40	32
Market Days (No.)	19	20	18	20	19	21	17
Listed Companies (No.)	299	299	299	298	296	296	295
Participants (No.)	47	47	47	47	47	49	51

*Deposits in April 2018 include 37,442 direct deposits made due to Subdivisions, Right Issues, Initial public Offers and Capitalization of Reserves.

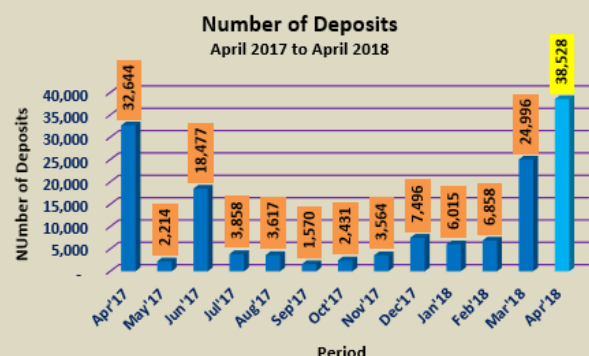
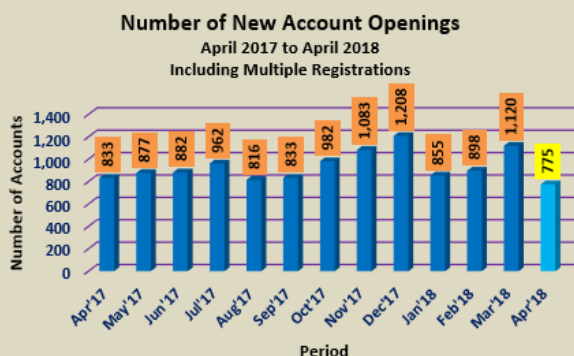
e-Services Enrollment	As at 30 th April 2018	April-18	As at 31 st Mar 2018
SMS	11,073	42	11,031
e-Statements	22,955	522	22,433

Comparative analysis on monthly basis

	Apr 18	Mar 18	Feb 18	Jan 18	Dec 17
New Accounts (No.)	-30.80	24.72	5.03	-29.22	11.54
Deposits (No.)	54.14	264.48	14.01	-19.76	110.33
Trades (No.) - Equity	-34.52	-7.45	78.82	18.92	-31.27

Annual Comparison

	2018	2017
CUMULATIVE		
JAN-APR		
New Accounts (No.)	3,648	4,121
Deposits (No.)	76,397	55,935
Withdrawals (No.)	3	4
Transfers (No.)	10,372	8,053
Trades (No.) - Equity	336,849	252,799
Trades (No.)-Closed End Funds	177	150

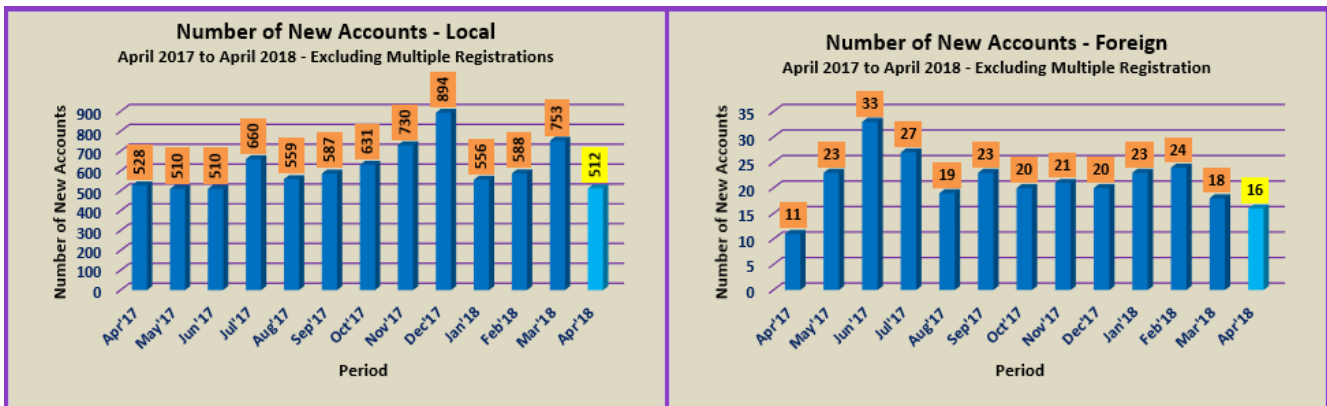


Number of CDS Accounts by Investor Category

	Apr-18	Mar-18	Feb-18	Jan-18	Dec-17	Nov-17	Apr-17
Local Individuals (No.)	602,291	601,804	601,076	600,508	599,974	599,112	595,102
Foreign Individuals (No.)	4,662	4,655	4,652	4,639	4,633	4,624	4,589
Local Companies (No.)	9,790	9,765	9,740	9,720	9,698	9,666	9,489
Foreign Companies (No.)	5,315	5,306	5,291	5,280	5,263	5,252	5,121
Total Excluding Multiple Registrations	622,058	621,530	620,759	620,147	619,568	618,654	614,301
Total De-Mat Accounts Including Multiple Registrations	817,097	816,322	815,202	814,304	813,449	812,241	805,806

De-Mat Account Categories as a Percentage against Total Registrations Excluding Multiple Registrations (%)

	Apr-18	Mar-18	Feb-18	Jan-18	Dec-17	Nov-17	Apr-17
Local Individuals (No.)	96.82	96.83	96.83	96.83	96.84	96.84	96.87
Foreign Individuals (No.)	0.75	0.75	0.75	0.75	0.75	0.75	0.75
Local Companies (No.)	1.57	1.57	1.57	1.57	1.57	1.56	1.54
Foreign Companies (No.)	0.85	0.85	0.85	0.85	0.85	0.85	0.83
Total Excluding Multiple Registrations	100.00	100.00	100.00	100.00	100.00	100.00	100.00



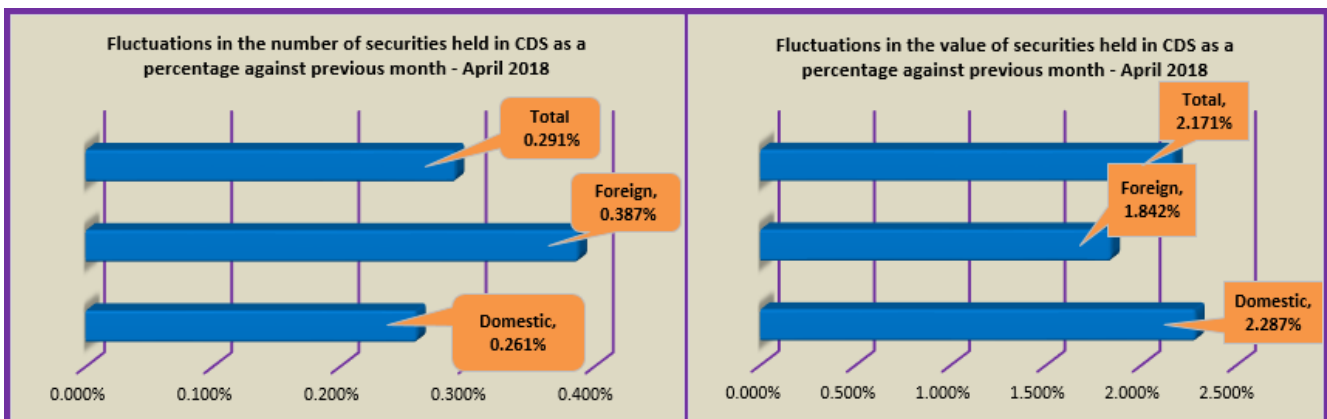
Value & Quantity of the Securities held in the CDS

Securities Held in Custody (Nos.)	Apr-18	Mar-18	Feb-18	Jan-18	Apr-17
Domestic	74,861,862,130	74,667,244,567	73,155,411,453	68,503,169,129	65,762,546,480
Foreign	23,476,944,136	23,386,347,540	23,195,409,281	23,129,162,690	22,197,844,520
Total	98,338,806,266	98,053,592,107	96,350,820,734	91,632,331,819	87,960,391,000

Comparative Analysis on Fluctuations(Change)	Apr-18	Mar-18	Feb-18
Domestic	0.261%	2.067%	6.791%
Foreign	0.387%	0.823%	0.286%
Total	0.291%	1.767%	5.149%

Securities Held in Custody (Rs.)	Apr-18	Mar-18	Feb-18	Jan-18	Apr-17
Domestic	2,304,995,886,752	2,253,454,000,029	2,265,039,529,582	2,188,491,895,505	2,188,411,685,048
Foreign	809,627,894,533	794,982,037,532	809,563,698,274	804,849,467,769	824,423,247,841
Total	3,114,623,781,285	3,048,436,037,562	3,074,603,227,856	2,993,341,363,274	3,012,834,932,889

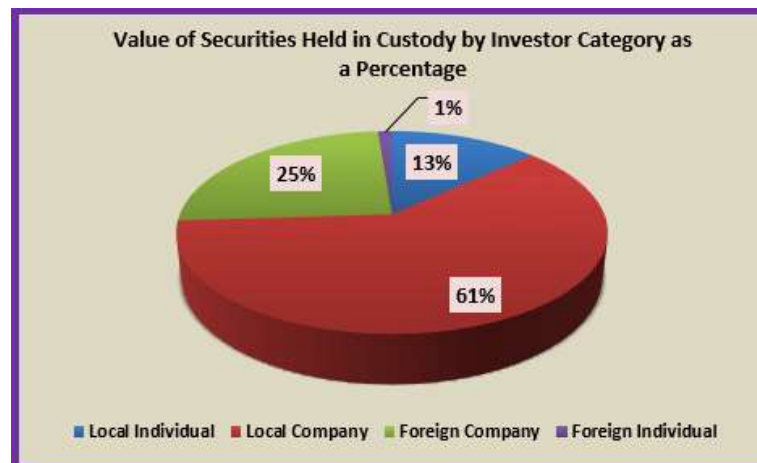
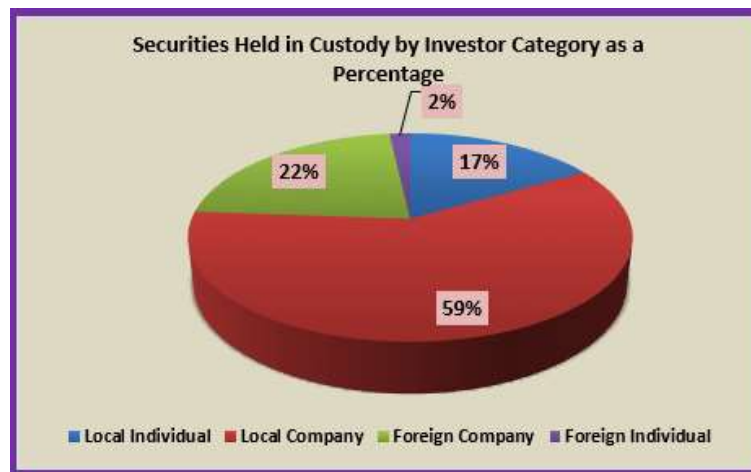
Comparative Analysis on Fluctuations(Change)	Apr-18	Mar-18	Feb-18
Domestic	2.287%	-0.511%	3.498%
Foreign	1.842%	-1.801%	0.586%
Total	2.171%	-0.851%	2.715%



Value & Quantity of the Securities held in the CDS by Investor Category April 2018

Investor Category	Equity Holding	Corporate Debt Holding	Total Holding
Local Individual	16,185,894,894	174,367,295	16,360,262,189
Local Company	55,546,515,193	2,955,084,748	58,501,599,941
Foreign Company	21,690,988,747	13,207,133	21,704,195,880
Foreign Individual	1,769,507,607	3,240,649	1,772,748,256
Total	95,192,906,441	3,145,899,825	98,338,806,266

Investor Category	Equity Value	Corporate Debt Value	Total Value
Local Individual	395,311,811,025.20	17,125,557,267.56	412,437,368,292.76
Local Company	1,597,219,285,106.50	295,339,233,352.87	1,892,558,518,459.37
Foreign Company	769,301,120,713.20	1,321,782,049.98	770,622,902,763.18
Foreign Individual	38,689,741,346.90	315,250,423.25	39,004,991,770.15
Total	2,800,521,958,191.80	314,101,823,093.66	3,114,623,781,285.46

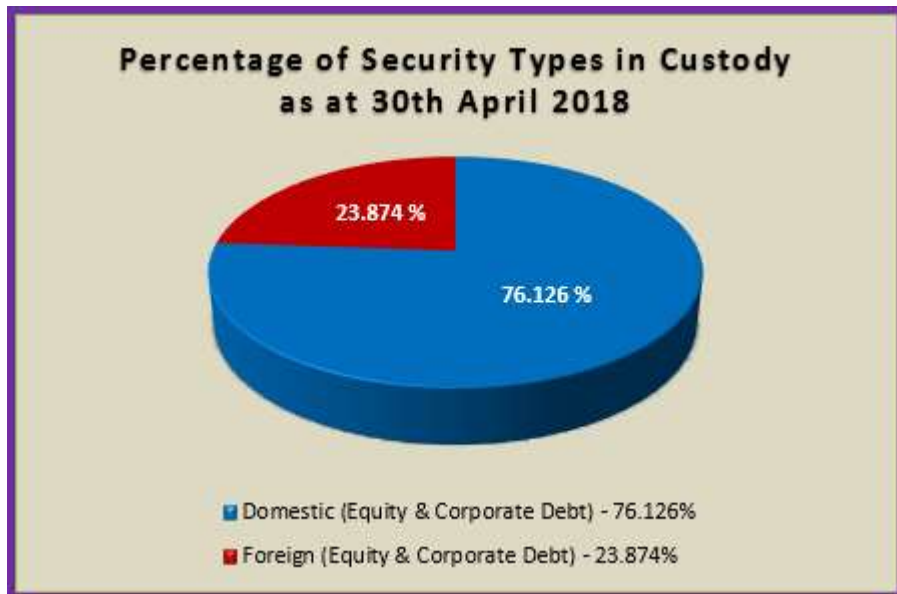


Holdings in CDS as at 30th April 2018

Holdings	Equity	Corporate Debt	Total
Domestic	71,732,410,087	3,129,452,043	74,861,862,130
Foreign	23,460,496,354	16,447,782	23,476,944,136

Market Value	Equity	Corporate Debt	Total
Domestic	1,992,531,096,131.7	312,464,790,620.43	2,304,995,886,752.13
Foreign	807,990,862,060.1	1,637,032,473.23	809,627,894,533.33

	Quantity	Market Value(LKR)
Equity	95,192,906,441	2,800,521,958,191.80
Debentures	3,145,899,825	314,101,823,093.66



De-Mat Percentages of Securities

DE-MAT PERCENTAGE FOR EQUITY

97.1%

DE-MAT PERCENTAGE FOR CORPORATE DEBT

99.8%

Corporate Actions and New Listings Completed in April 2018		
Debt IPOs	Citizens Development Business Finance PLC (2)	CDB.D0428
		CDB.D0429
	Seylan Bank PLC (3)	SEYB.D0432
		SEYB.D0433
		SEYB.D0434
	DFCC Bank PLC (2)	DFCC.D0430
		DFCC.D0431
	People's Leasing & Finance PLC (2)	PLC.D0435
		PLC.D0436
	Nations Trust Bank PLC (2)	NTB.D0437
		NTB.D0438
	Sri Lanka Telecom PLC (2)	SLTL.D0439
SLTL.D0440		
Rights Issues	Sampath Bank PLC (1)	SAMP.N0000
	RIL Property PLC (1)	RIL.N0000
Scrip Dividends	Hatton National Bank PLC (2)	HNB.N0000
		HNB.X0000
	Seylan Bank PLC (2)	SEYB.N0000
		SEYB.X0000
	Commercial Bank of Ceylon PLC (2)	COMB.N0000
		COMB.X0000