



Central Depository Systems (Pvt) Limited

INFOLINE December 2017



**Operational Highlights of
Central Depository Systems (Pvt) Ltd.
of Sri Lanka (CDS)**

(A fully owned subsidiary of Colombo Stock Exchange)

Tel: 2356456 Fax: 2440396

E-mail: cds@cse.lk

Website: www.cds.lk

Operational Highlights

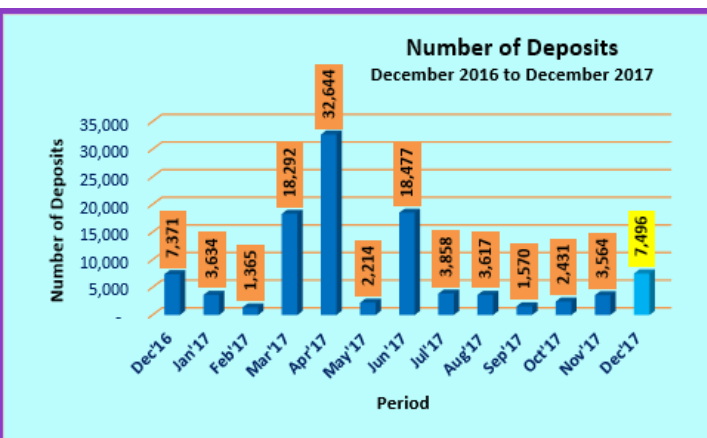
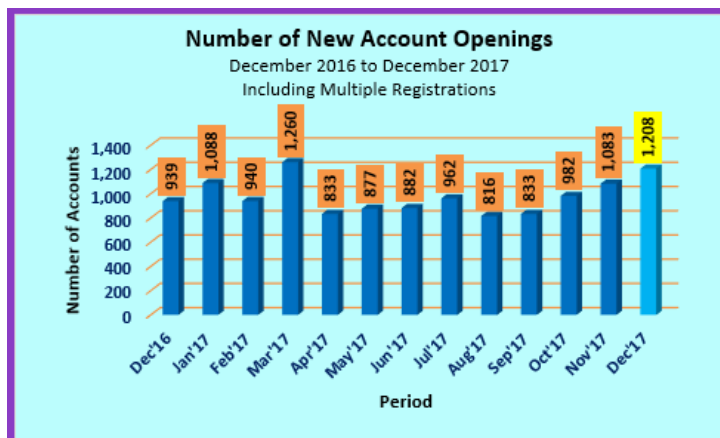
Major Operations	Dec-17	Nov-17	Oct-17	Sep-17	Aug-17	Jul-17	Dec-16
New Accounts (No.)	1,208	1,083	982	833	816	962	939
Deposits (No.)	7,496	3,564	2,431	1,570	3,617	3,858	7,371
Withdrawals (No.)	2	0	2	3	9	0	0
Transfers (No.)	2,678	3,679	3,294	1,654	1,745	2,265	1,647
Trades (No.) - Equity	51,250	74,562	129,101	95,563	71,791	101,594	43,708
Trades (No.)-Closed End Funds	37	40	53	20	17	40	35
Market Days (No.)	19	21	20	19	22	21	19
Listed Companies (No.)	296	296	295	295	295	295	295
Participants (No.)	47	49	49	49	50	50	51

* Deposits in December 2017 include 6,427 direct deposits made due to Subdivisions, Right Issues, Initial public Offers and Capitalization of Reserves.

Comparative analysis on monthly basis

	Dec 17	Nov 17	Oct 17	Sep 17	Aug 17
New Accounts (No.)	11.54	10.29	17.89	2.08	-15.18
Deposits (No.)	110.33	46.61	54.84	-56.59	-6.25
Trades (No.) - Equity	-31.27	-42.25	35.10	33.11	-29.34

	2017	2016
	CUMALATIVE	
	JAN-DEC	
New Accounts (No.)	11,764	14,724
Deposits (No.)	97,649	94,895
Withdrawals (No.)	20	16
Transfers (No.)	28,177	26,759
Trades (No.) - Equity	981,977	1,056,849
Trades (No.)-Closed End Funds	524	925



eServices Enrollment	As at 31 st December 2017	December 2017	As at 30 th November 2017
SMS	10,894	50	10,844
e-Statements	20,200	685	19,515

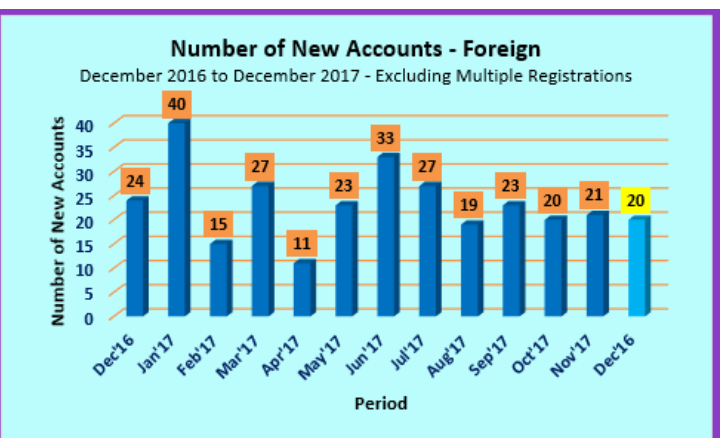
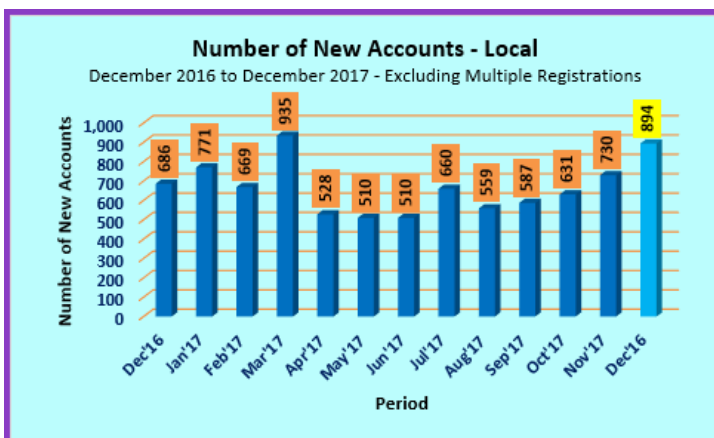
Number of CDS Accounts by Investor Category

De-Mat Accounts in CDS

	Dec-17	Nov-17	Oct-17	Sep-17	Aug-17	Jul-17	Dec-16
Local Individuals (No.)	599,974	599,112	598,419	597,806	597,251	596,718	592,286
Foreign Individuals (No.)	4,633	4,624	4,619	4,617	4,612	4,603	4,561
Local Companies (No.)	9,698	9,666	9,629	9,611	9,579	9,553	9,402
Foreign Companies (No.)	5,263	5,252	5,236	5,218	5,200	5,190	5,056
Total Excluding Multiple Registrations	619,568	618,654	617,903	617,252	616,642	616,064	611,305
Total De-Mat Accounts Including Multiple Registrations	813,449	812,241	811,158	810,176	809,343	808,527	801,685

De-Mat Account Categories as a Percentage against Total Registrations Excluding Multiple Registrations (%)

	Dec-17	Nov-17	Oct-17	Sep-17	Aug-17	Jul-17	Dec-16
Local Individuals (No.)	96.84	96.84	96.85	96.85	96.86	96.86	96.89
Foreign Individuals (No.)	0.75	0.75	0.75	0.75	0.75	0.75	0.75
Local Companies (No.)	1.57	1.56	1.56	1.56	1.55	1.55	1.54
Foreign Companies (No.)	0.85	0.85	0.85	0.85	0.84	0.84	0.83
Total Excluding Multiple Registrations	100.00	100.00	100.00	100.00	100.00	100.00	100.00



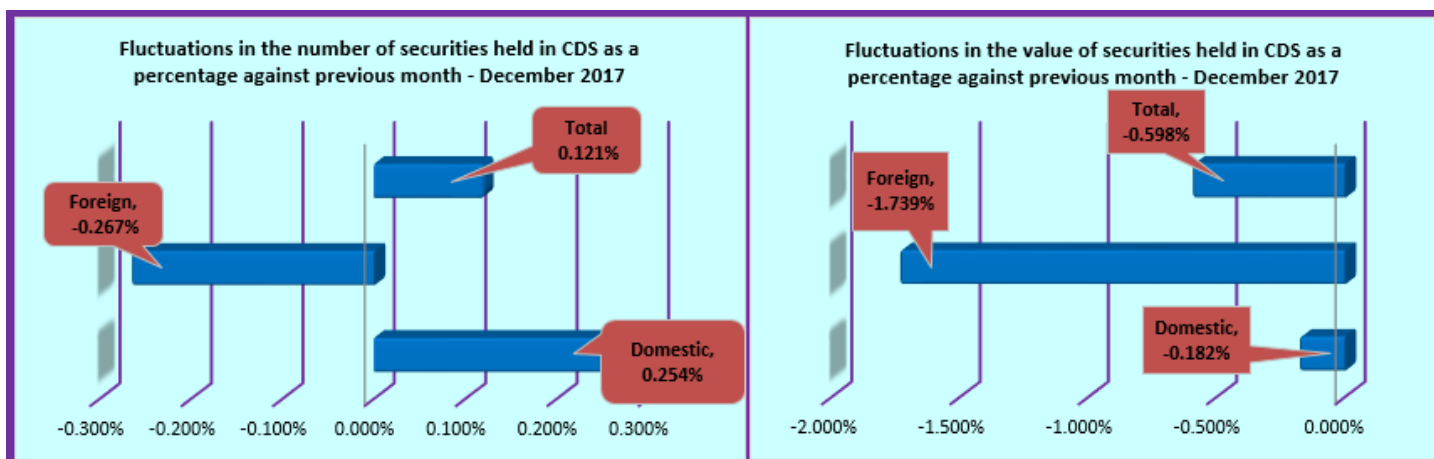
Value & Quantity of the Securities held in the CDS

Securities Held in Custody (Nos.)	Dec-17	Nov-17	Oct-17	Sep-17	Dec-16
Domestic	67,460,569,176	67,289,640,556	67,222,699,890	67,153,211,321	63,685,060,656
Foreign	23,123,183,569	23,185,008,780	23,150,876,653	23,225,255,841	21,256,852,842
Total	90,583,752,745	90,474,649,336	90,373,576,543	90,378,467,162	84,941,913,498

Comparative Analysis on Fluctuations(Change)	Dec-17	Nov-17	Oct-17
Domestic	0.254%	0.100%	0.103%
Foreign	-0.267%	0.147%	-0.320%
Total	0.121%	0.112%	-0.005%

Securities Held in Custody (Rs.)	Dec-17	Nov-17	Oct-17	Sep-17	Dec-16
Domestic	2,166,576,445,495	2,170,524,314,638	2,223,042,225,086	2,176,321,446,623	2,089,436,837,750
Foreign	778,485,508,760	792,262,036,788	821,182,247,966	794,680,757,114	756,373,151,622
Total	2,945,061,954,255	2,962,786,351,426	3,044,224,473,053	2,971,002,203,737	2,845,809,989,372

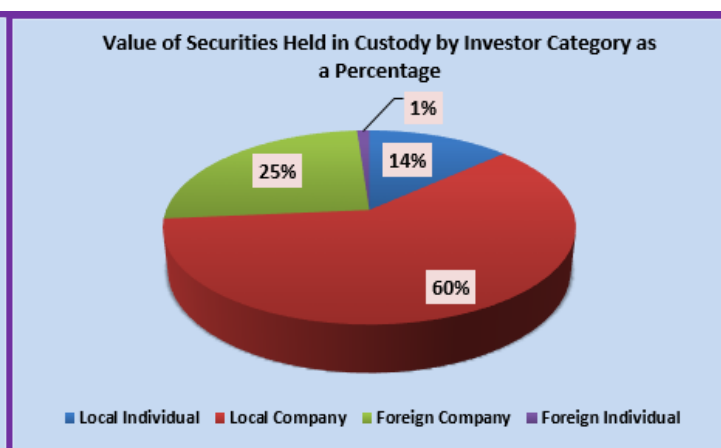
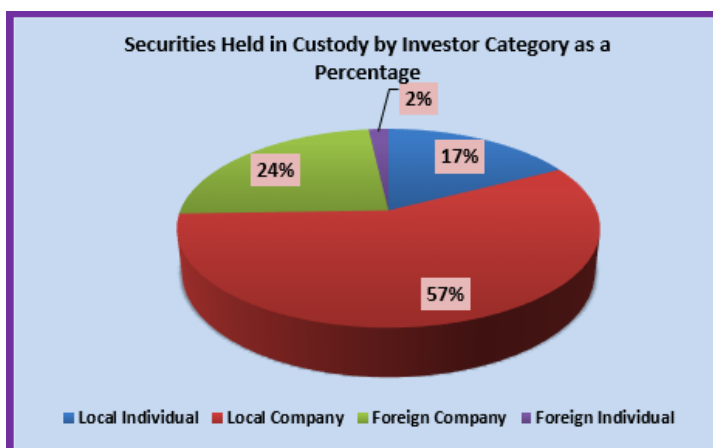
Comparative Analysis on Fluctuations(Change)	Dec-17	Nov-17	Oct-17
Domestic	-0.182%	-2.362%	2.147%
Foreign	-1.739%	-3.522%	3.335%
Total	-0.598%	-2.675%	2.465%



Value & Quantity of the Securities held in the CDS by Investor Category as at 31st December 2017

Investor Category	Equity Holding	Corporate Debt Holding	Total Holding
Local Individual	15,630,570,171	168,848,350	15,799,418,521
Local Company	49,011,208,262	2,649,942,393	51,661,150,655
Foreign Company	21,475,349,819	13,207,133	21,488,556,952
Foreign Individual	1,631,370,068	3,256,549	1,634,626,617
Total	87,748,498,320	2,835,254,425	90,583,752,745

Investor Category	Equity Value	Corporate Debt Value	Total Value
Local Individual	374,967,638,736.50	16,629,404,028.14	391,597,042,764.64
Local Company	1,510,963,862,298.10	264,015,540,432.08	1,774,979,402,730.18
Foreign Company	743,431,764,712.50	1,321,782,049.98	744,753,546,762.48
Foreign Individual	33,416,325,420.10	315,636,577.89	33,731,961,997.99
Total	2,662,779,591,167.20	282,282,363,088.09	2,945,061,954,255.29

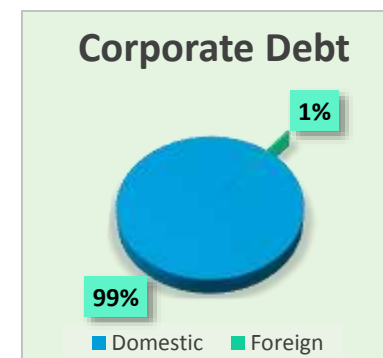
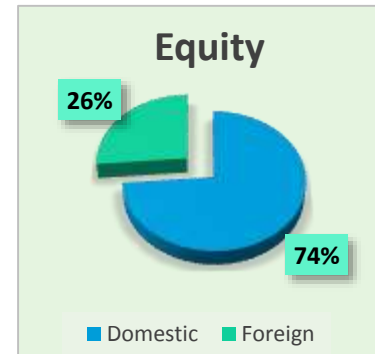
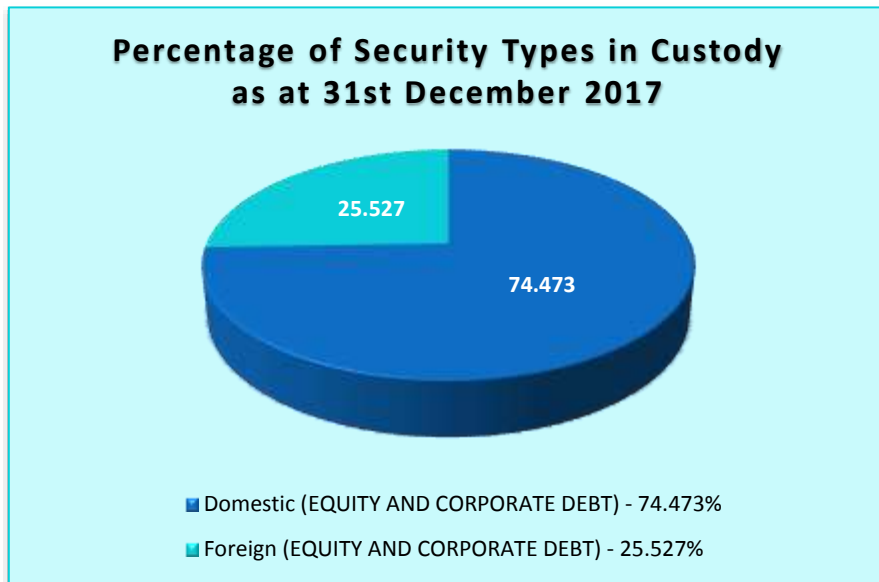


Holdings in CDS as at 31st December 2017

HOLDINGS	Equity	Corporate Debt	Total
Domestic	64,641,778,433	2,818,790,743	67,460,569,176
Foreign	23,106,719,887	16,463,682	23,123,183,569

MARKET VALUE	Equity	Corporate Debt	Total
Domestic	1,885,931,501,034.60	280,644,944,460.22	2,166,576,445,494.82
Foreign	776,848,090,132.60	1,637,418,627.87	778,485,508,760.47

	Quantity	Market Value(LKR)
Equity	87,748,498,320	2,662,779,591,167.20
Debentures	2,835,254,425	282,282,363,088.09



De-Mat Percentages of Securities

DE-MAT PERCENTAGE FOR EQUITY

95.2%

DE-MAT PERCENTAGE FOR CORPORATE DEBT

99.6%

Corporate Actions and New Listings – December 2017		
ESOSs	Commercial Bank of Ceylon PLC (3)	COMB.N0000
	Hemas Holdings PLC (2)	HHL.N0000
	Hatton National Bank PLC (2)	HNB.N0000
		HNB.X0000
Rights Issues	Sampath Bank PLC (1)	SAMP.N0000
	Kotagala Plantations PLC (1)	KOTA.N0000
	Singer Finance (Lanka) PLC (1)	SFIN.N0000
Debt IPOs	LB Finance PLC (2)	LFIN.D0424
		LFIN.D0425
	Sampath Bank PLC (1)	SAMP.D0426