

# CDS INFOLINE

December 2024



Central Depository Systems (Pvt) Limited

Convenient | Dedicated | Secure

## Central Depository Systems (Pvt) Ltd of Sri Lanka (CDS)

(A fully owned subsidiary of Colombo Stock  
Exchange)

Phone: +94 11 2 356 444

Fax: +94 11 2 440 396

Email: [cdsinfo@cse.lk](mailto:cdsinfo@cse.lk)

Website: [www.cds.lk](http://www.cds.lk)

### Operational Activities

Major Operations	Dec-24	Nov-24	Oct-24	Sep-24	Aug-24	Jul-24	Dec-23
New Accounts (No.)	3,101	1,856	1,805	2,004	1,203	1,579	1,439
Deposits (No.)	*182	19,180	1,891	17,379	29,918	34,150	2,613
Withdrawals (No.)	0	0	0	12	3	0	0
Transfers (No.)	1,352	1,656	1,794	3,390	4,717	3,868	2,317
Trades (No.) - Equity	758,450	376,399	347,795	241,872	157,203	173,656	141,902
Trades (No.)-Closed End Funds	129	29	54	94	9	21	0
Market Days (No.)	21	20	21	19	21	23	19
Listed Companies (No.)	284	284	284	284	286	285	290
Participants (No.)	44	44	44	44	44	44	46

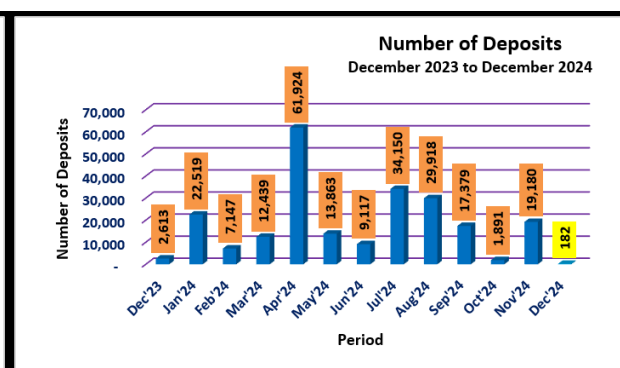
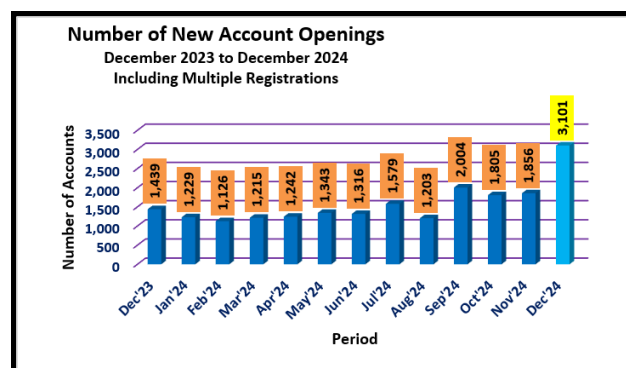
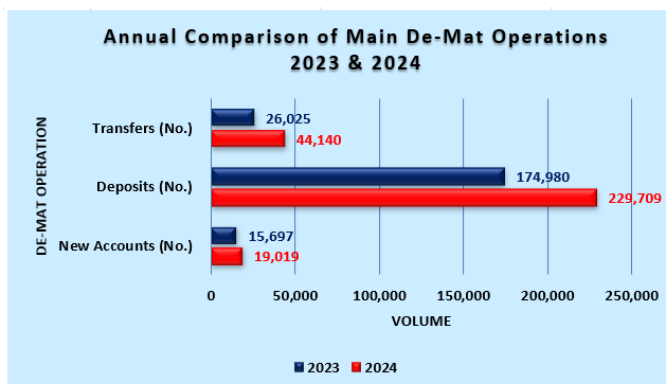
\*Deposits in December 2024 include 13 equity direct deposits made due to Subdivisions, Right Issues, Initial public Offers and Capitalization of Reserves.

e-Services Enrollment	As of 31 <sup>st</sup> Dec 2024	December 2024	As of 30 <sup>th</sup> Nov 2024
SMS	88,572	2,476	84,660
e-Statements	156,418	2,438	152,623
eConnect	21,400	311	20,848

Comparative analysis on monthly basis as a percentage (%) compared to previous month

	Dec 24	Nov 24	Oct 24	Sep 24	Aug 24
New Accounts (No.)	67.08	2.83	-9.93	66.58	-23.81
Deposits (No.)	-99.05	914.28	-89.12	-41.91	-12.39
Trades (No.) - Equity	101.50	8.22	43.79	53.86	-9.47

Annual Comparison	CUMALATIVE	
	2024	2023
New Accounts (No.)	19,019	15,697
Deposits (No.)	229,709	174,980
Withdrawals (No.)	15	1
Transfers (No.)	44,140	26,025
Trades (No.) - Equity	3,524,121	3,618,960
Trades (No.)-Closed End Funds	843	0

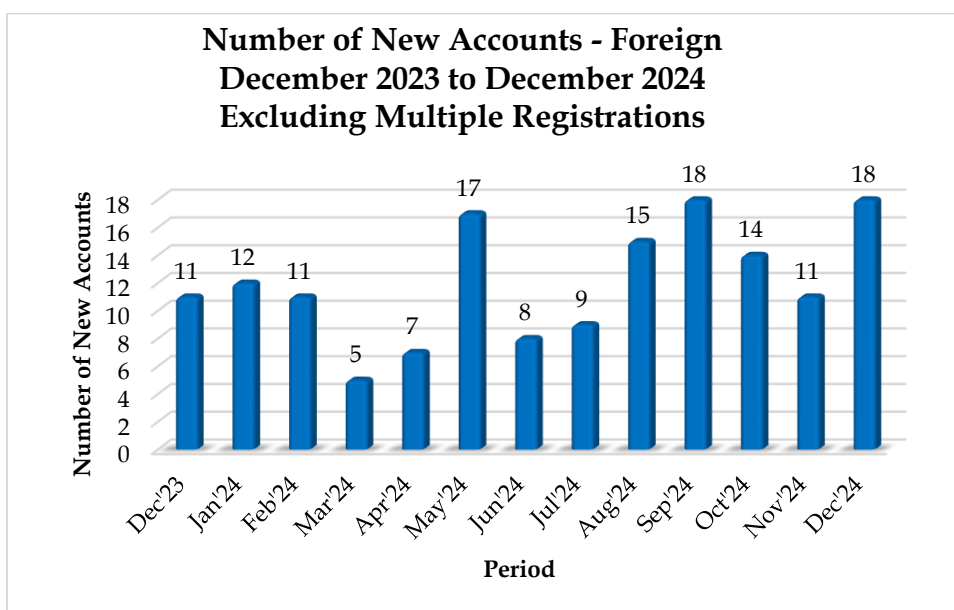
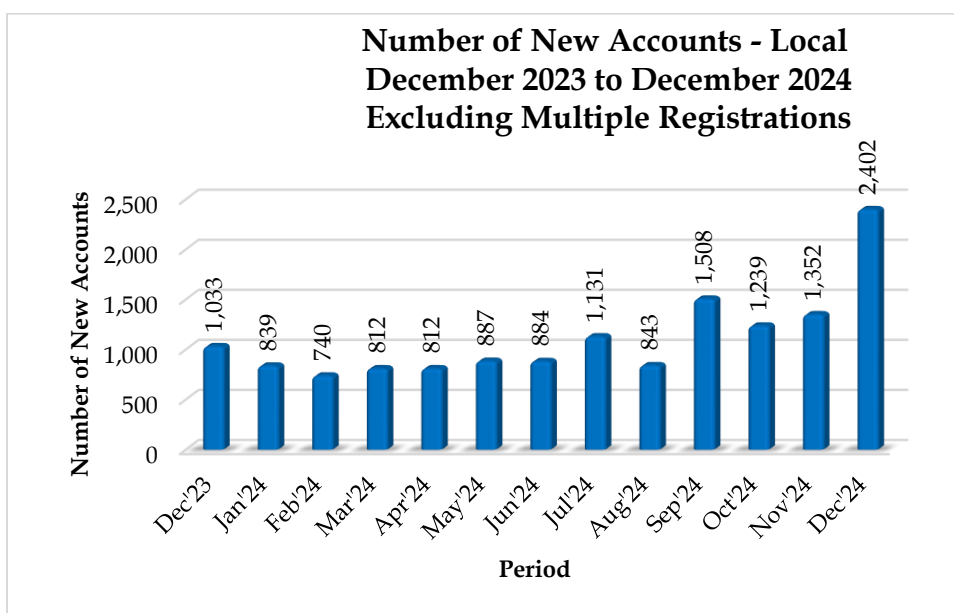


### Number of CDS Accounts by Investor Category

	Dec-24	Nov-24	Oct-24	Sep-24	Aug-24	Jul-24	Dec-23
Local Individuals (No.)	693,216	690,870	689,560	688,363	686,896	686,096	680,273
Foreign Individuals (No.)	5,091	5,082	5,075	5,069	5,059	5,051	5,016
Local Companies (No.)	13,648	13,592	13,550	13,508	13,467	13,424	13,142
Foreign Companies (No.)	5,991	5,982	5,978	5,970	5,962	5,955	5,921
<b>Total Excluding Multiple Registrations</b>	<b>717,946</b>	<b>715,526</b>	<b>714,163</b>	<b>712,910</b>	<b>711,384</b>	<b>710,526</b>	<b>704,352</b>
<b>Total De-Mat Accounts Including Multiple Registrations</b>	<b>949,041</b>	<b>945,940</b>	<b>944,084</b>	<b>942,279</b>	<b>940,275</b>	<b>939,072</b>	<b>930,022</b>

De-Mat Account Categories as a Percentage against Total Registrations Excluding Multiple Registrations (%)

	Dec-24	Nov-24	Oct-24	Sep-24	Aug-24	Jul-24	Dec-23
Local Individuals (No.)	96.56	96.55	96.55	96.56	96.56	96.56	96.58
Foreign Individuals (No.)	0.71	0.71	0.71	0.71	0.71	0.71	0.71
Local Companies (No.)	1.90	1.90	1.90	1.89	1.89	1.89	1.87
Foreign Companies (No.)	0.83	0.84	0.84	0.84	0.84	0.84	0.84
<b>Total Excluding Multiple Registrations</b>	<b>100.00</b>	<b>100.00</b>	<b>100.00</b>	<b>100.00</b>	<b>100.00</b>	<b>100.00</b>	<b>100.00</b>



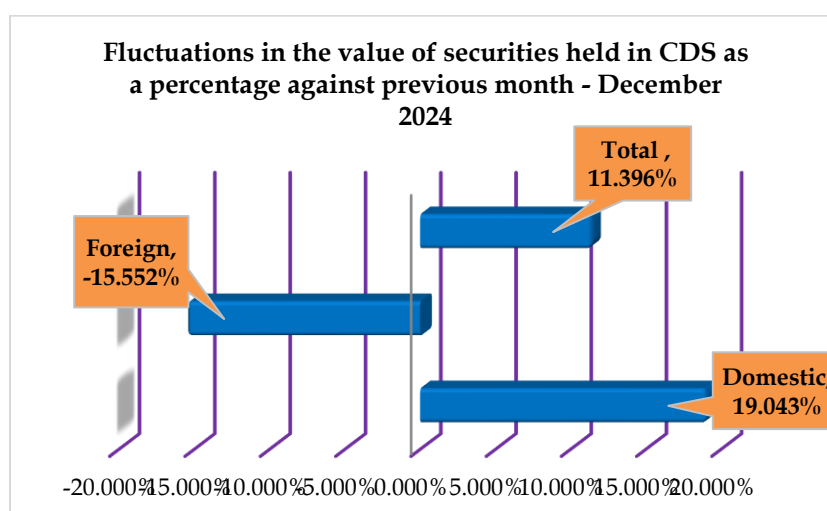
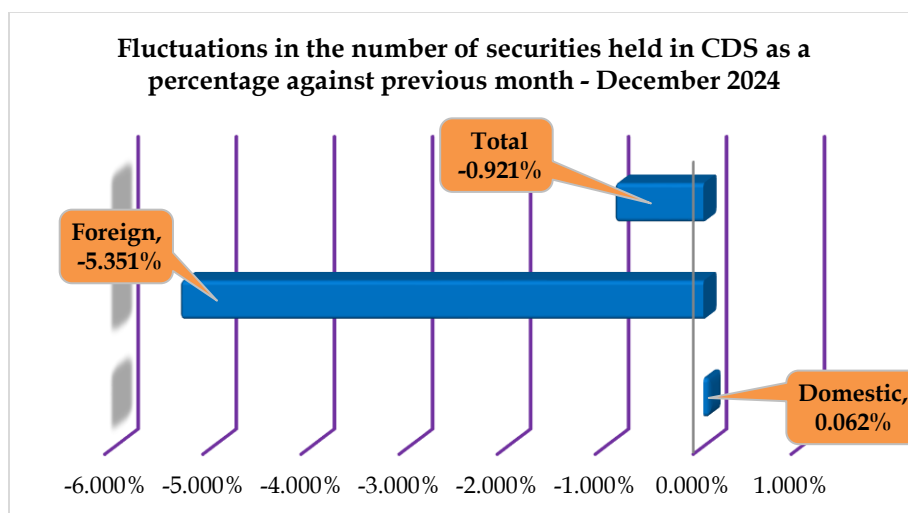
### Value & Quantity of the Securities held in the CDS

Securities Held in Custody (Nos.)	Dec-24	Nov-24	Oct-24	Sep-24	Dec-23
Domestic	159,400,400,766	159,302,094,535	150,666,442,109	150,142,549,349	146,848,560,592
Foreign	33,424,339,812	35,314,096,951	29,047,504,018	29,074,861,370	29,289,985,518
<b>Total</b>	<b>192,824,740,578</b>	<b>194,616,191,486</b>	<b>179,713,946,127</b>	<b>179,217,410,719</b>	<b>176,138,546,110</b>

Comparative Analysis on Fluctuations (Change)	Dec-24	Nov-24	Oct-24
Domestic	0.062%	5.732%	0.349%
Foreign	-5.351%	21.574%	-0.094%
<b>Total</b>	<b>-0.921%</b>	<b>8.292%</b>	<b>0.277%</b>

Securities Held in Custody (Rs.)	Dec-24	Nov-24	Oct-24	Sep-24	Dec-23
Domestic	4,649,264,616,735	3,905,542,264,446	3,812,563,707,935	3,564,798,391,970	3,216,206,094,562
Foreign	935,948,710,559	1,108,313,123,155	1,108,548,101,747	1,034,913,288,123	991,130,621,831
<b>Total</b>	<b>5,585,213,327,294</b>	<b>5,013,855,387,601</b>	<b>3,812,563,707,935</b>	<b>4,599,711,680,093</b>	<b>4,207,336,716,393</b>

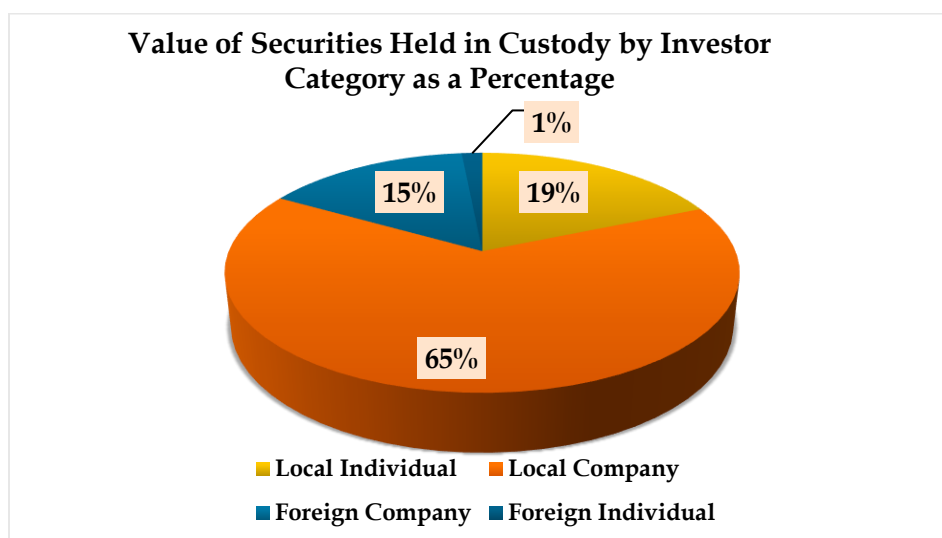
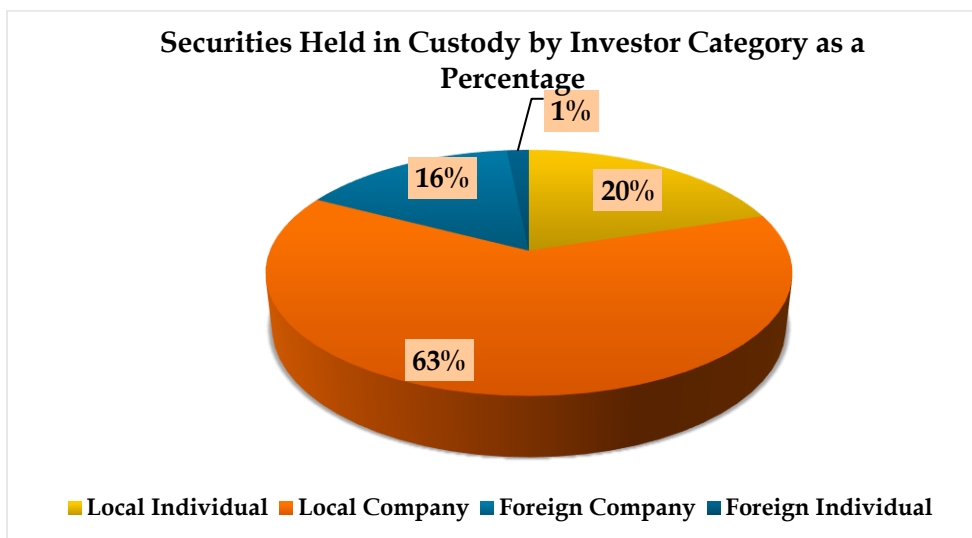
Comparative Analysis on Fluctuations (Change)	Dec-24	Nov-24	Oct-24
Domestic	19.043%	2.439%	6.950%
Foreign	-15.552%	-0.021%	7.115%
<b>Total</b>	<b>11.396%</b>	<b>1.885%</b>	<b>6.987%</b>



### Value & Quantity of the Securities held in the CDS by Investor Category December 2024

Investor Category	Equity Holding	Corporate Debt Holding	Total Holding
Local Individual	38,209,852,047	411,573,788	38,621,425,835
Local Company	118,421,760,247	2,357,214,684	120,778,974,931
Foreign Company	30,328,274,747	180,100	30,328,454,847
Foreign Individual	3,093,250,165	2,634,800	3,095,884,965
<b>Total</b>	<b>190,053,137,206</b>	<b>2,771,603,372</b>	<b>192,824,740,578</b>

Investor Category	Equity Value	Corporate Debt Value	Total Value
Local Individual	998,820,508,506.90	43,598,250,217.01	1,042,418,758,723.91
Local Company	3,371,428,724,874.10	235,417,133,136.50	3,606,845,858,010.60
Foreign Company	850,398,711,594.35	16,741,960.00	850,415,453,554.35
Foreign Individual	85,268,736,900.25	264,520,104.60	85,533,257,004.85
<b>Total</b>	<b>5,305,916,681,875.60</b>	<b>279,296,645,418.11</b>	<b>5,585,213,327,293.71</b>

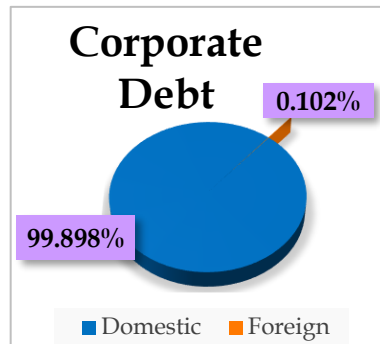
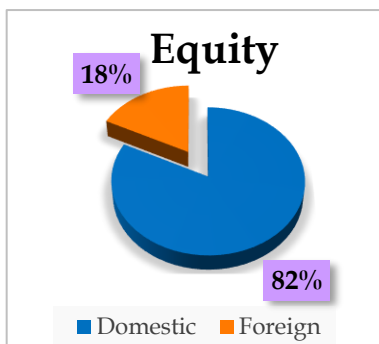
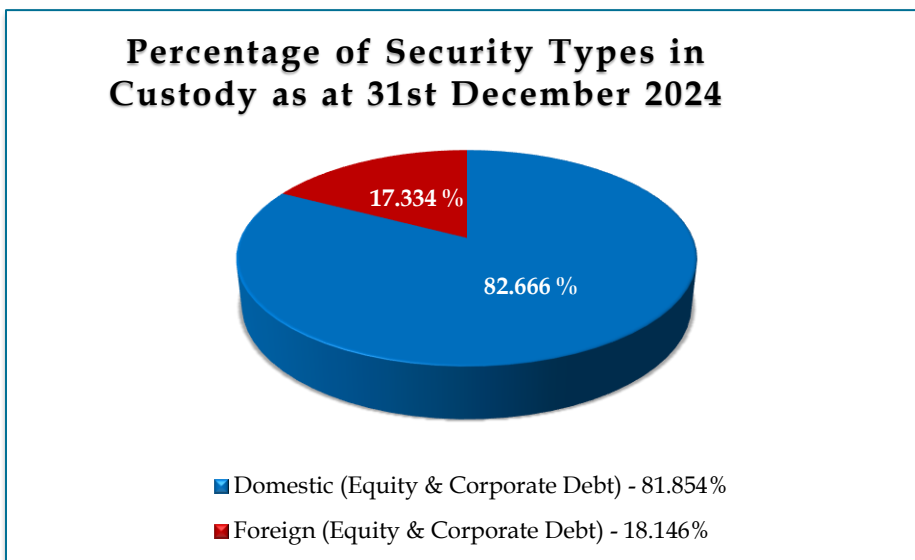


**Holdings in CDS as of 31<sup>st</sup> December 2024**

Holdings	Equity	Corporate Debt	Total
Domestic	156,631,612,294	2,768,788,472	159,400,400,766
Foreign	33,421,524,912	2,814,900	33,424,339,812

Market Value	Equity	Corporate Debt	Total
Domestic	4,370,249,233,381.00	279,015,383,353.51	4,649,264,616,734.51
Foreign	935,667,448,494.60	281,262,064.60	935,948,710,559.20

	Quantity	Market Value (LKR)
Equity	190,053,137,206	5,305,916,681,875.60
Debentures	2,771,603,372	279,296,645,418.11



Corporate Actions and New Listings Completed in December 2024		
Debt IPOs	Vallibel Finance PLC	VFIN.D0579 VFIN.D0580
	National Development Bank PLC	NDB.D0581 NDB.D0582
	Abans PLC	ABNS.D0583
	Asia Asset Finance PLC	AAF.D0584 AAF.D0585 AAF.D0586 AAF.D0587