

CDS INFOLINE

October 2024



Central Depository Systems (Pvt) Limited

Convenient | Dedicated | Secure

Central Depository Systems (Pvt) Ltd of Sri Lanka (CDS)

(A fully owned subsidiary of Colombo Stock
Exchange)

Phone: +94 11 2 356 444

Fax: +94 11 2 440 396

Email: cdsinfo@cse.lk

Website: www.cds.lk

Operational Activities

Major Operations	Oct-24	Sep-24	Aug-24	Jul-24	Jun-24	May-24	Oct-23
New Accounts (No.)	1,805	2,004	1,203	1,579	1,316	1,343	1,197
Deposits (No.)	*1,891	17,379	29,918	34,150	9,117	13,863	16,903
Withdrawals (No.)	0	12	3	0	0	0	0
Transfers (No.)	1,794	3,390	4,717	3,868	5,984	12,545	3,015
Trades (No.) - Equity	347,795	241,872	157,203	173,656	193,500	292,835	235,648
Trades (No.)-Closed End Funds	54	94	9	21	86	66	0
Market Days (No.)	21	19	21	23	18	20	22
Listed Companies (No.)	284	284	286	285	284	284	290
Participants (No.)	44	44	44	44	44	44	46

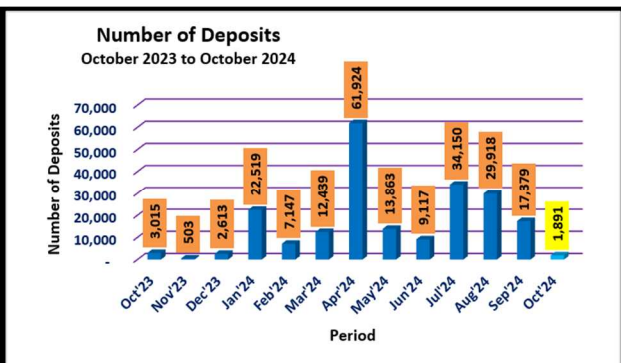
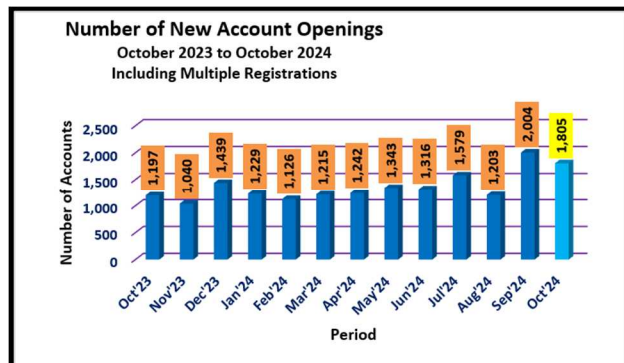
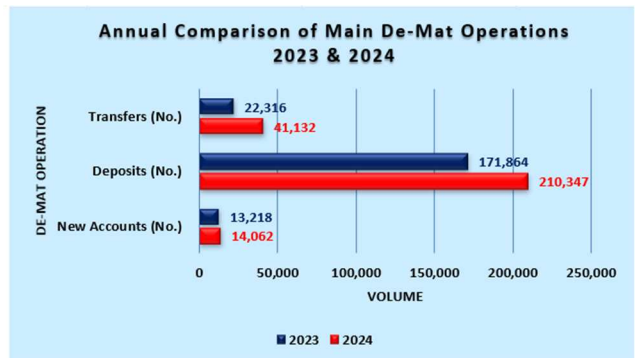
*Deposits in October 2024 include 1,618 direct deposits made due to Subdivisions, Right Issues, Initial public Offers and Capitalization of Reserves.

e-Services Enrollment	As of 31 st Oct 2024	October 2024	As of 30 th Sept 2024
SMS	84,660	1,369	83,291
e-Statements	152,623	1,342	151,281
eConnect	20,848	247	20,601

Comparative analysis on monthly basis as a percentage (%) compared to previous month

	Oct 24	Sep 24	Aug 24	Jul 24	Jun 24
New Accounts (No.)	-9.93	66.58	-23.81	19.98	-2.01
Deposits (No.)	-89.12	-41.91	-12.39	274.57	-34.24
Trades (No.) - Equity	43.79	53.86	-9.47	-10.26	-33.92

Annual Comparison	CUMALATIVE	
	JAN-OCT	
	2024	2023
New Accounts (No.)	14,062	13,218
Deposits (No.)	210,347	171,864
Withdrawals (No.)	15	0
Transfers (No.)	41,132	22,316
Trades (No.) - Equity	2,389,272	3,295,268
Trades (No.)-Closed End Funds	685	0

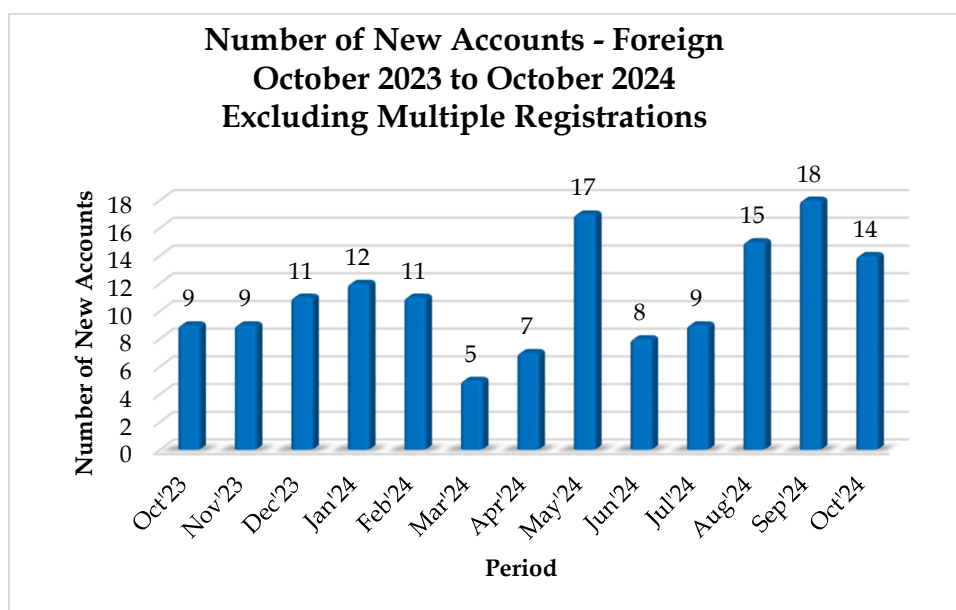
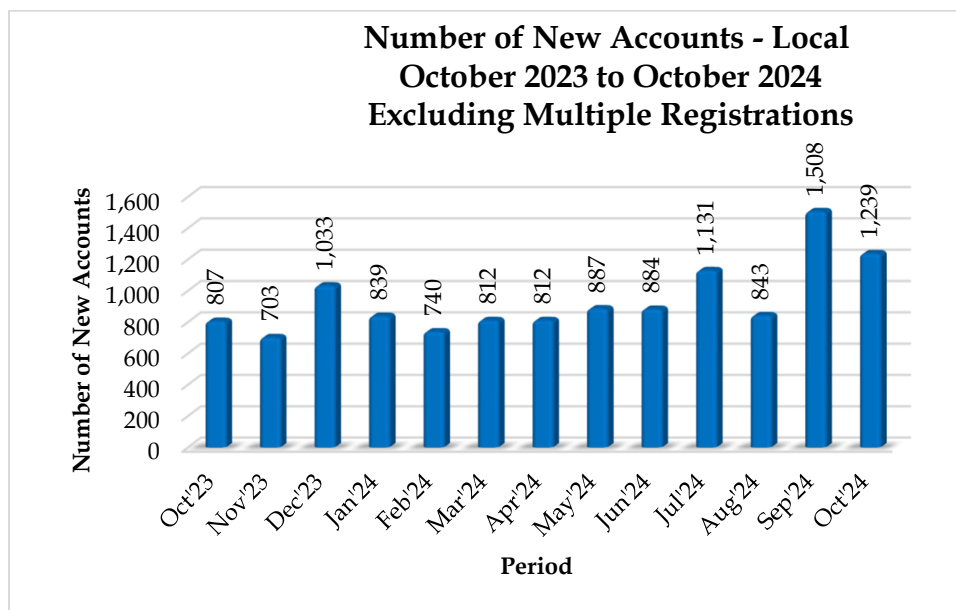


Number of CDS Accounts by Investor Category

	Oct-24	Sep-24	Aug-24	Jul-24	Jun-24	May-24	Oct-23
Local Individuals (No.)	689,560	688,363	686,896	686,096	685,020	684,169	678,616
Foreign Individuals (No.)	5,075	5,069	5,059	5,051	5,046	5,042	5,006
Local Companies (No.)	13,550	13,508	13,467	13,424	13,369	13,336	13,063
Foreign Companies (No.)	5,978	5,970	5,962	5,955	5,951	5,947	5,911
Total Excluding Multiple Registrations	714,163	712,910	711,384	710,526	709,386	708,494	702,596
Total De-Mat Accounts Including Multiple Registrations	944,084	942,279	940,275	939,072	937,493	936,177	927,543

De-Mat Account Categories as a Percentage against Total Registrations Excluding Multiple Registrations (%)

	Oct-24	Sep-24	Aug-24	Jul-24	Jun-24	May-24	Oct-23
Local Individuals (No.)	96.55	96.56	96.56	96.56	96.57	96.57	96.59
Foreign Individuals (No.)	0.71	0.71	0.71	0.71	0.71	0.71	0.71
Local Companies (No.)	1.90	1.89	1.89	1.89	1.88	1.88	1.86
Foreign Companies (No.)	0.84	0.84	0.84	0.84	0.84	0.84	0.84
Total Excluding Multiple Registrations	100.00	100.00	100.00	100.00	100.00	100.00	100.00



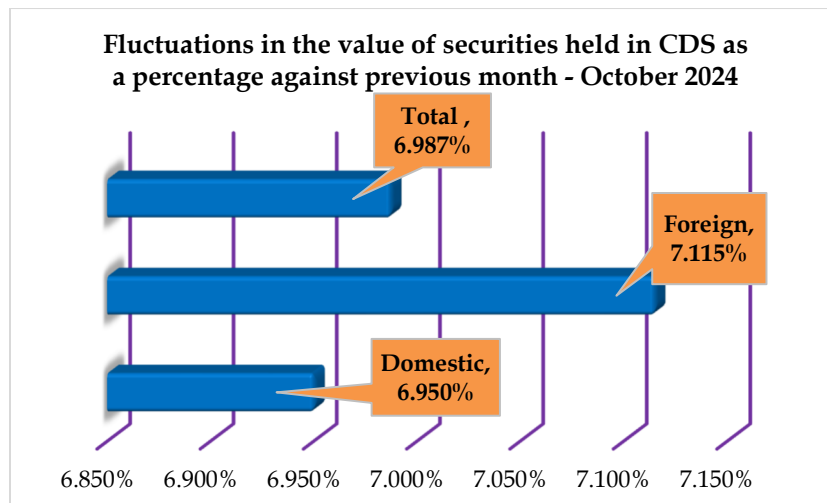
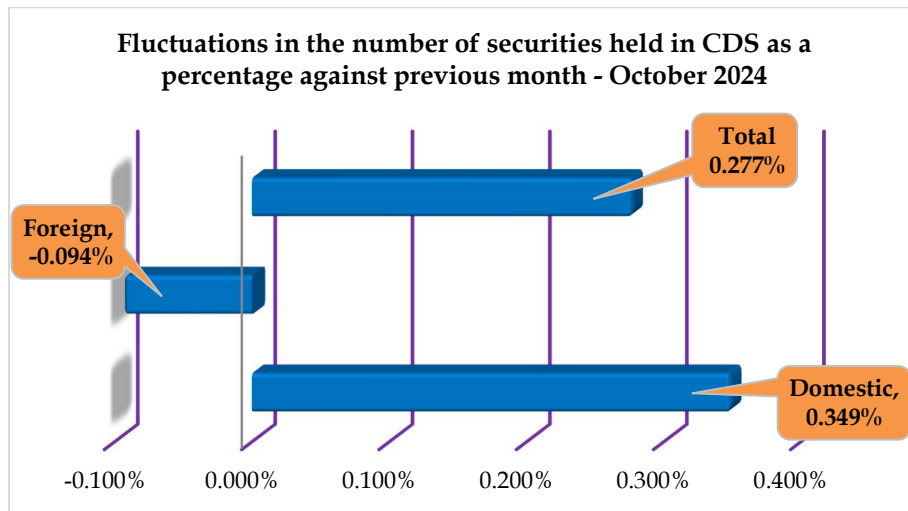
Value & Quantity of the Securities held in the CDS

Securities Held in Custody (Nos.)	Oct-24	Sep-24	Aug-24	Jul-24	Oct-23
Domestic	150,666,442,109	150,142,549,349	149,860,950,362	149,339,722,603	146,011,817,155
Foreign	29,047,504,018	29,074,861,370	29,035,622,038	28,488,737,138	29,679,689,879
Total	179,713,946,127	179,217,410,719	178,896,572,400	177,828,459,741	175,691,507,034

Comparative Analysis on Fluctuations (Change)	Oct-24	Sep-24	Aug-24
Domestic	0.349%	0.188%	0.349%
Foreign	-0.094%	0.135%	1.920%
Total	0.277%	0.179%	0.601%

Securities Held in Custody (Rs.)	Oct-24	Sep-24	Aug-24	Jul-24	Oct-23
Domestic	3,812,563,707,935	3,564,798,391,970	3,271,226,904,047	3,457,348,894,864	3,220,938,617,411
Foreign	1,108,548,101,747	1,034,913,288,123	992,270,534,929	1,028,563,958,050	977,324,475,372
Total	3,812,563,707,935	4,599,711,680,093	4,263,497,438,976	4,485,912,852,914	4,198,263,092,783

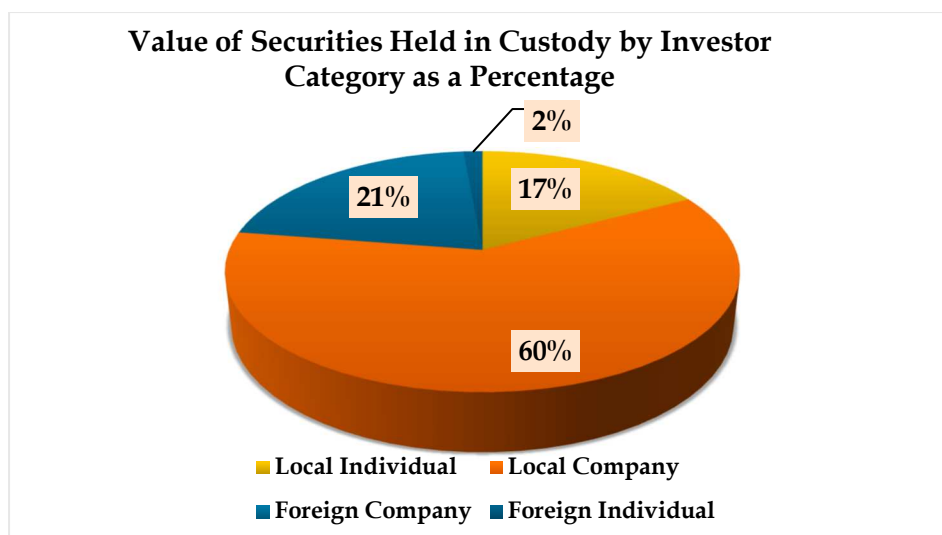
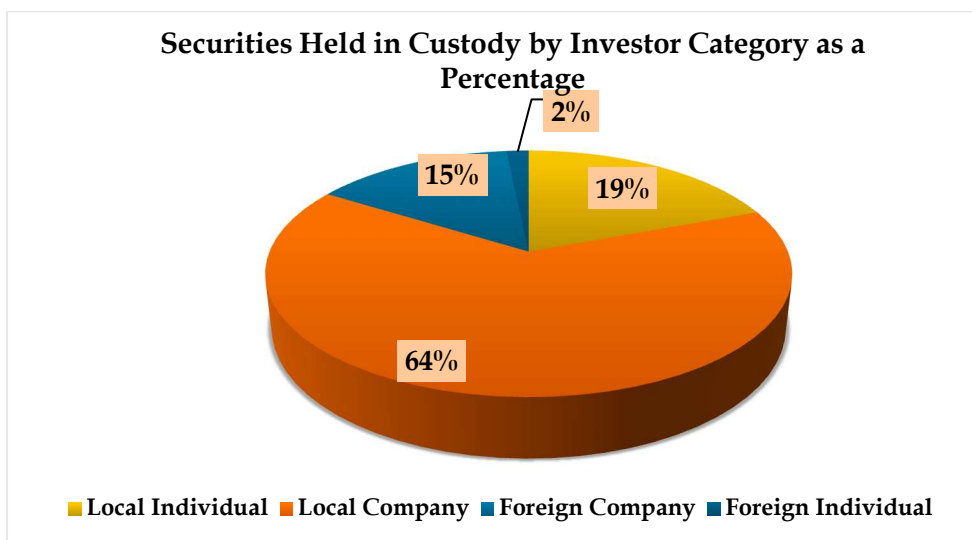
Comparative Analysis on Fluctuations (Change)	Oct-24	Sep-24	Aug-24
Domestic	6.950%	8.974%	-5.383%
Foreign	7.115%	4.297%	-3.529%
Total	6.987%	7.886%	-4.958%



**Value & Quantity of the Securities held in the CDS by Investor Category
October 2024**

Investor Category	Equity Holding	Corporate Debt Holding	Total Holding
Local Individual	34,285,401,386	400,358,924	34,685,760,310
Local Company	113,650,424,215	2,330,257,584	115,980,681,799
Foreign Company	26,143,605,520	180,100	26,143,785,620
Foreign Individual	2,900,623,598	3,094,800	2,903,718,398
Total	176,980,054,719	2,733,891,408	179,713,946,127

Investor Category	Equity Value	Corporate Debt Value	Total Value
Local Individual	804,190,542,836.10	42,397,254,397.61	846,587,797,233.71
Local Company	2,733,704,698,899.35	232,271,211,802.07	2,965,975,910,701.42
Foreign Company	1,038,606,376,624.50	16,741,960.00	1,038,623,118,584.50
Foreign Individual	69,613,865,448.05	311,117,714.60	69,924,983,162.65
Total	4,646,115,483,808.00	274,996,325,874.28	4,921,111,809,682.28

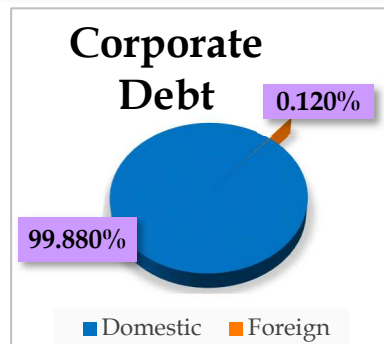
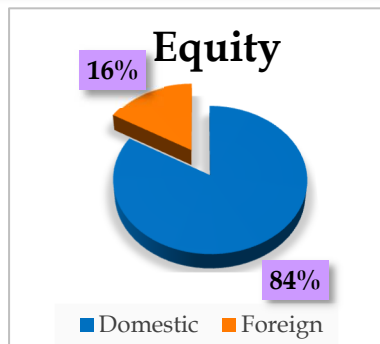
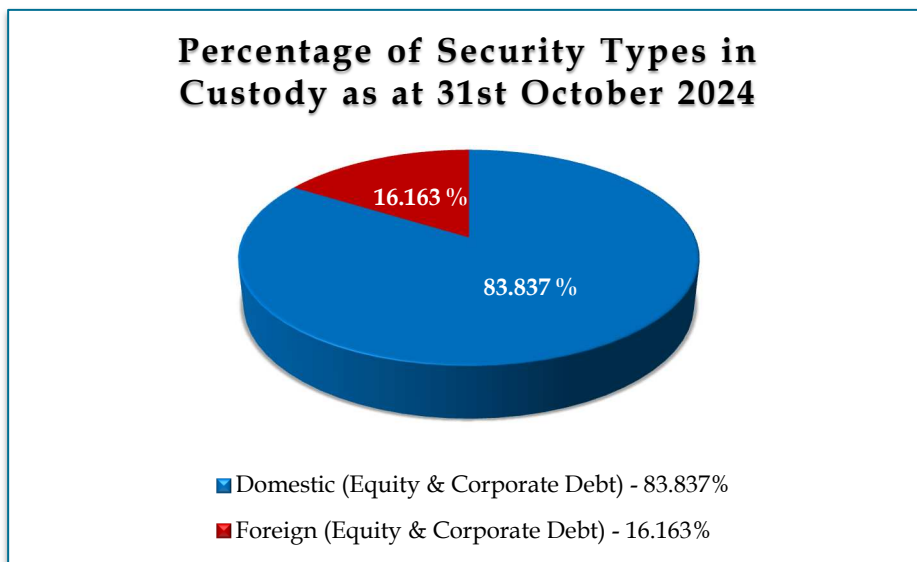


Holdings in CDS as of 31st October 2024

Holdings	Equity	Corporate Debt	Total
Domestic	147,935,825,601	2,730,616,508	150,666,442,109
Foreign	29,044,229,118	3,274,900	29,047,504,018

Market Value	Equity	Corporate Debt	Total
Domestic	3,537,895,241,735.45	274,668,466,199.68	3,812,563,707,935.13
Foreign	1,108,220,242,072.55	327,859,674.60	1,108,548,101,747.15

	Quantity	Market Value (LKR)
Equity	176,980,054,719	4,646,115,483,808.00
Debentures	2,733,891,408	274,996,325,874.28



Corporate Actions and New Listings Completed in October 2024		
Rights Issue	John Keells Holdings PLC	JKH.N0000
	Hela Apparel Holdings PLC	HELA.N0000
Equity IPO	Digital Mobility Solutions Lanka PLC	PKME.N0000