



Central Depository Systems (Pvt) Limited

INFOLINE October 2017



Operational Highlights of Central Depository Systems (Pvt) Ltd. of Sri Lanka (CDS)

(A fully owned subsidiary of Colombo Stock Exchange)

Tel: 2356456 Fax: 2440396

E-mail: [cgs@cse.lk](mailto:cds@cse.lk)

Website: www.cds.lk

Operational Highlights

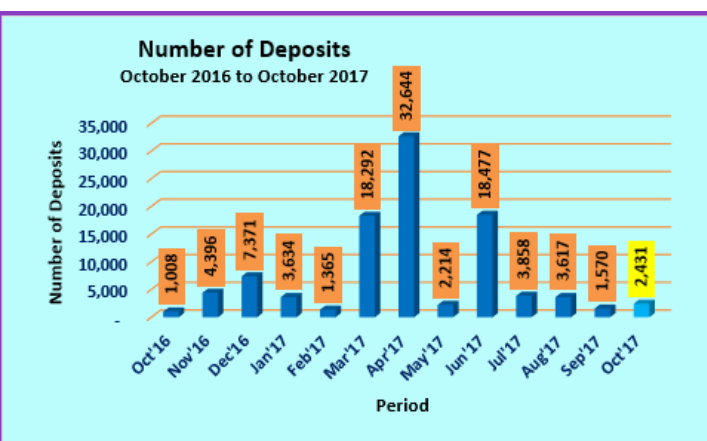
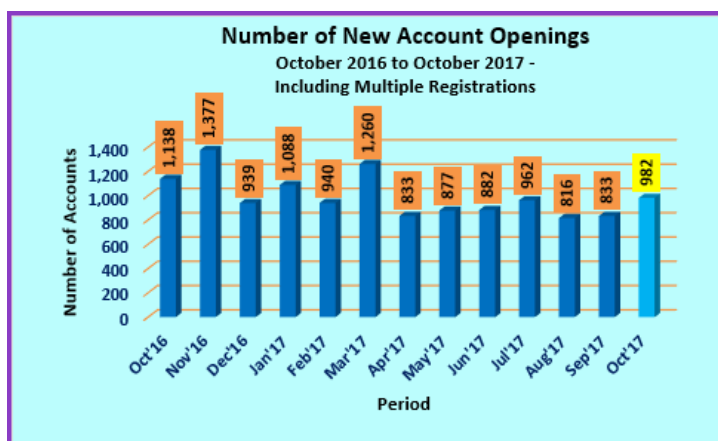
| Major Operations | Oct-17 | Sep-17 | Aug-17 | Jul-17 | Jun-17 | May-17 | Oct-16 |
|-------------------------------|---------|--------|--------|---------|---------|---------|--------|
| New Accounts (No.) | 982 | 833 | 816 | 962 | 882 | 877 | 1,138 |
| Deposits (No.) | 2,431 | 1,570 | 3,617 | 3,858 | 18,477 | 2,214 | 1,008 |
| Withdrawals (No.) | 2 | 3 | 9 | 0 | 0 | 0 | 0 |
| Transfers (No.) | 3,294 | 1,654 | 1,745 | 2,265 | 2,564 | 2,245 | 2,542 |
| Trades (No.) - Equity | 129,101 | 95,563 | 71,791 | 101,594 | 100,413 | 104,904 | 76,149 |
| Trades (No.)-Closed End Funds | 53 | 20 | 17 | 40 | 61 | 106 | 69 |
| Market Days (No.) | 20 | 19 | 22 | 21 | 20 | 20 | 21 |
| Listed Companies (No.) | 295 | 295 | 295 | 295 | 296 | 296 | 295 |
| Participants (No.) | 49 | 49 | 50 | 50 | 50 | 50 | 51 |

* Deposits in October 2017 include 2,080 direct deposits made due to Subdivisions, Right Issues, Initial public Offers and Capitalization of Reserves.

Comparative analysis on monthly basis

| | Oct 17 | Sep 17 | Aug 17 | Jul 17 | Jun 17 |
|-----------------------|--------|--------|--------|--------|--------|
| New Accounts (No.) | 17.89 | 2.08 | -15.18 | 9.07 | 0.57 |
| Deposits (No.) | 54.84 | -56.59 | -6.25 | -79.12 | 734.55 |
| Trades (No.) - Equity | 35.10 | 33.11 | -29.34 | 1.18 | -4.28 |

| | 2017 | 2016 |
|-------------------------------|------------|---------|
| | CUMULATIVE | |
| | JAN-OCT | |
| New Accounts (No.) | 8,491 | 11,270 |
| Deposits (No.) | 84,158 | 82,120 |
| Withdrawals (No.) | 16 | 16 |
| Transfers (No.) | 18,526 | 18,996 |
| Trades (No.) - Equity | 727,064 | 882,201 |
| Trades (No.)-Closed End Funds | 394 | 804 |



| eServices Enrollment | As at 31 st October 2017 | October 17 | As at 30 th September 2017 |
|----------------------|-------------------------------------|------------|---------------------------------------|
| SMS | 10,790 | 131 | 10,659 |
| e-Statements | 19,019 | 635 | 18,819 |

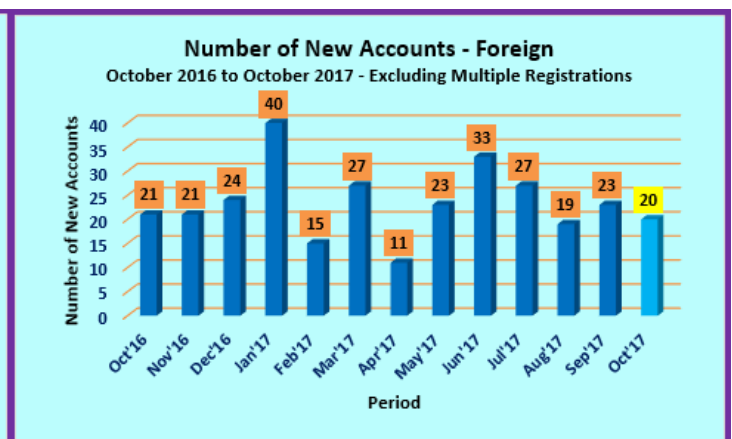
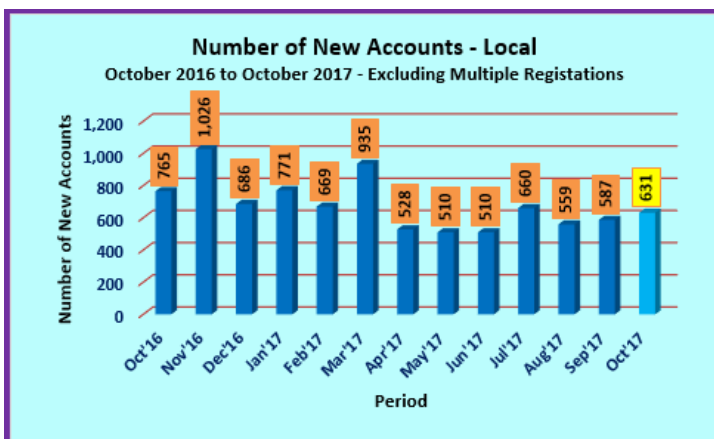
Number of CDS Accounts by Investor Category

De-Mat Accounts in CDS

| | Oct-17 | Sep-17 | Aug-17 | Jul-17 | Jun-17 | May-17 | Oct-16 |
|---------------------------------------------------------------|----------------|----------------|----------------|----------------|----------------|----------------|----------------|
| Local Individuals (No.) | 598,419 | 597,806 | 597,251 | 596,718 | 596,079 | 595,593 | 590,630 |
| Foreign Individuals (No.) | 4,619 | 4,617 | 4,612 | 4,603 | 4,598 | 4,594 | 4,557 |
| Local Companies (No.) | 9,629 | 9,611 | 9,579 | 9,553 | 9,532 | 9,508 | 9,346 |
| Foreign Companies (No.) | 5,236 | 5,218 | 5,200 | 5,190 | 5,168 | 5,139 | 5,015 |
| Total Excluding Multiple Registrations | 617,903 | 617,252 | 616,642 | 616,064 | 615,377 | 614,834 | 609,548 |
| Total De-Mat Accounts Including Multiple Registrations | 811,158 | 810,176 | 809,343 | 808,527 | 807,565 | 806,683 | 799,369 |

De-Mat Account Categories as a Percentage against Total Registrations Excluding Multiple Registrations (%)

| | Oct-17 | Sep-17 | Aug-17 | Jul-17 | Jun-17 | May-17 | Oct-16 |
|-----------------------------------------------|---------------|---------------|---------------|---------------|---------------|---------------|---------------|
| Local Individuals (No.) | 96.85 | 96.85 | 96.86 | 96.86 | 96.86 | 96.87 | 96.90 |
| Foreign Individuals (No.) | 0.75 | 0.75 | 0.75 | 0.75 | 0.75 | 0.75 | 0.75 |
| Local Companies (No.) | 1.56 | 1.56 | 1.55 | 1.55 | 1.55 | 1.55 | 1.53 |
| Foreign Companies (No.) | 0.85 | 0.85 | 0.84 | 0.84 | 0.84 | 0.84 | 0.82 |
| Total Excluding Multiple Registrations | 100.00 | 100.00 | 100.00 | 100.00 | 100.00 | 100.00 | 100.00 |



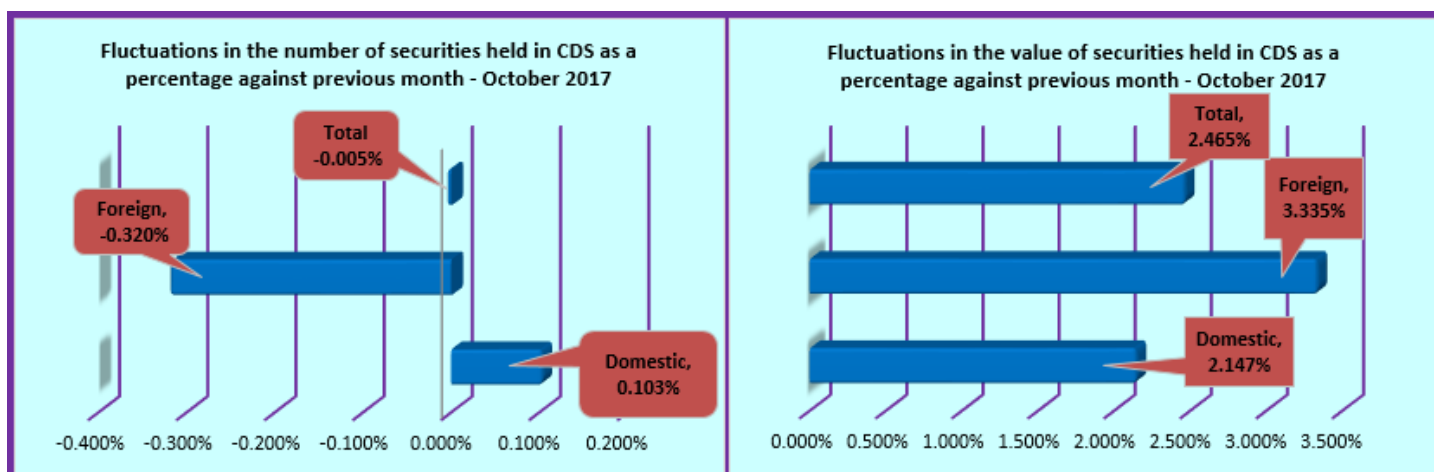
Value & Quantity of the Securities held in the CDS

| Securities Held in Custody (Nos.) | Oct-17 | Sep-17 | Aug-17 | Jul-17 | Oct-16 |
|-----------------------------------|-----------------------|-----------------------|-----------------------|-----------------------|-----------------------|
| Domestic | 67,222,699,890 | 67,153,211,321 | 66,941,194,977 | 66,663,733,763 | 62,484,936,436 |
| Foreign | 23,150,876,653 | 23,225,255,841 | 23,442,771,366 | 22,551,963,888 | 21,038,776,710 |
| Total | 90,373,576,543 | 90,378,467,162 | 90,383,966,343 | 89,215,697,651 | 83,523,713,146 |

| Comparative Analysis on Fluctuations(Change) | Oct-17 | Sep-17 | Aug-17 |
|----------------------------------------------|----------------|----------------|---------------|
| Domestic | 0.103% | 0.317% | 0.416% |
| Foreign | -0.320% | -0.928% | 3.950% |
| Total | -0.005% | -0.006% | 1.309% |

| Securities Held in Custody (Rs.) | Oct-17 | Sep-17 | Aug-17 | Jul-17 | Oct-16 |
|----------------------------------|--------------------------|--------------------------|--------------------------|--------------------------|--------------------------|
| Domestic | 2,223,042,225,086 | 2,176,321,446,623 | 2,154,629,360,825 | 2,223,866,221,348 | 2,022,810,943,796 |
| Foreign | 821,182,247,966 | 794,680,757,114 | 800,110,193,610 | 827,291,130,185 | 778,022,230,588 |
| Total | 3,044,224,473,053 | 2,971,002,203,737 | 2,954,739,554,435 | 3,051,157,351,533 | 2,800,833,174,384 |

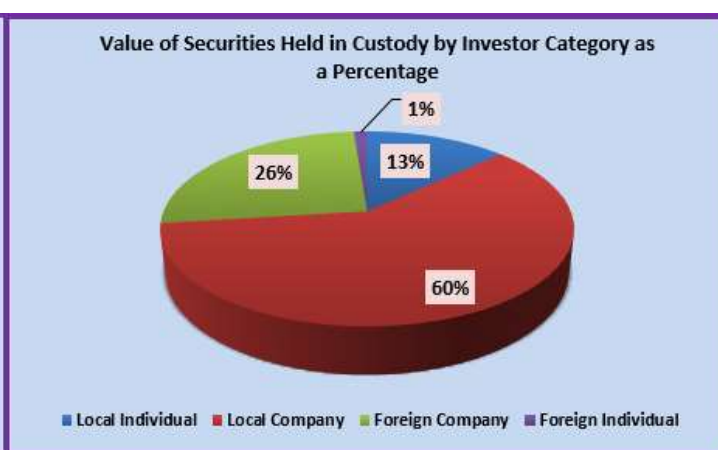
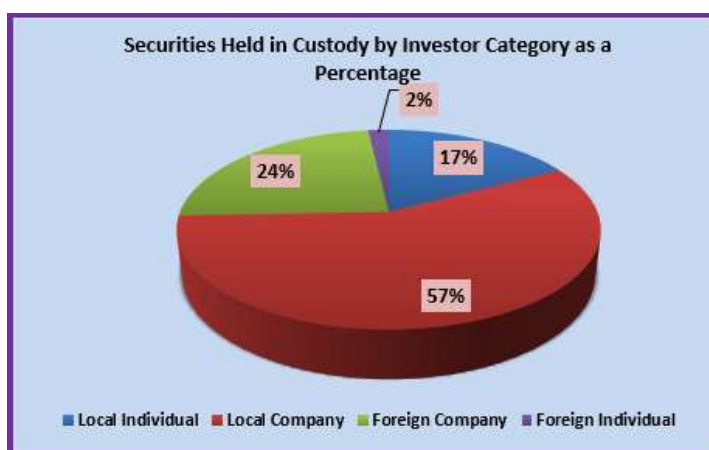
| Comparative Analysis on Fluctuations(Change) | Oct-17 | Sep-17 | Aug-17 |
|----------------------------------------------|---------------|---------------|----------------|
| Domestic | 2.147% | 1.007% | -3.113% |
| Foreign | 3.335% | -0.679% | -3.286% |
| Total | 2.465% | 0.550% | -3.160% |



Value & Quantity of the Securities held in the CDS by Investor Category as at 31st October 2017

| Investor Category | Equity Holding | Corporate Debt Holding | Total Holding |
|--------------------|-----------------------|------------------------|-----------------------|
| Local Individual | 15,469,422,084 | 167,388,405 | 15,636,810,489 |
| Local Company | 48,947,314,803 | 2,638,574,598 | 51,585,889,401 |
| Foreign Company | 21,461,536,627 | 13,207,133 | 21,474,743,760 |
| Foreign Individual | 1,672,626,004 | 3,506,889 | 1,676,132,893 |
| Total | 87,550,899,518 | 2,822,677,025 | 90,373,576,543 |

| Investor Category | Equity Value | Corporate Debt Value | Total Value |
|--------------------|-----------------------------|---------------------------|-----------------------------|
| Local Individual | 384,230,372,183.70 | 16,532,099,557.22 | 400,762,471,740.92 |
| Local Company | 1,558,835,828,309.50 | 263,443,925,035.89 | 1,822,279,753,345.39 |
| Foreign Company | 782,133,192,027.50 | 1,328,782,049.98 | 783,461,974,077.48 |
| Foreign Individual | 37,379,400,804.30 | 340,873,084.48 | 37,720,273,888.78 |
| Total | 2,762,578,793,325.00 | 281,645,679,727.57 | 3,044,224,473,052.57 |

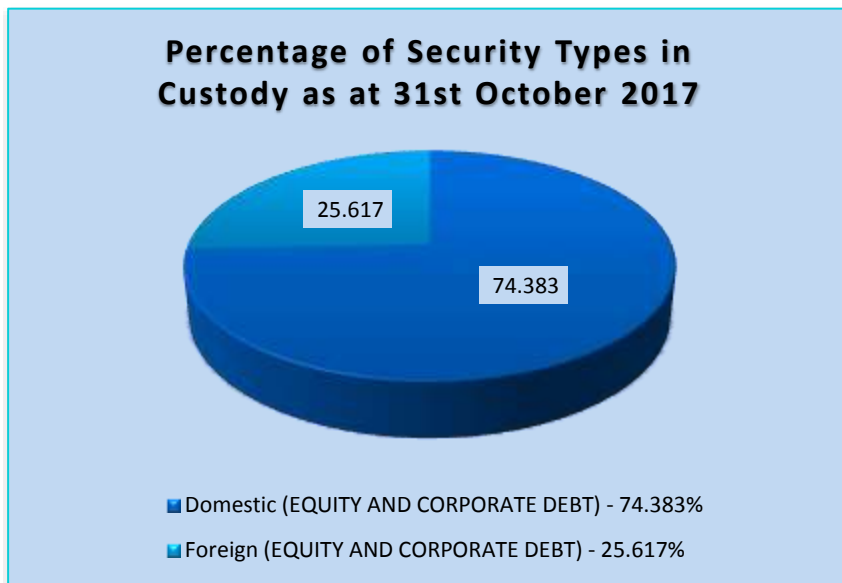
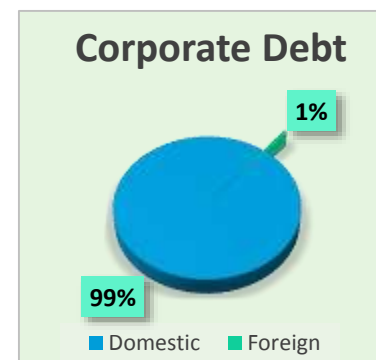
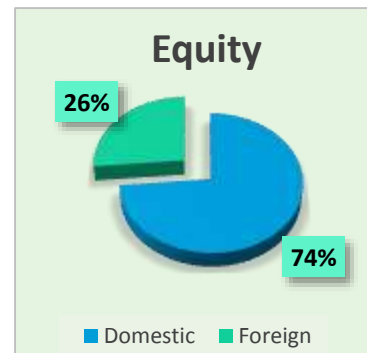


Holdings in CDS as at 31st October 2017

| HOLDINGS | Equity | Corporate Debt | Total |
|----------|----------------|----------------|----------------|
| Domestic | 64,416,736,887 | 2,805,963,003 | 67,222,699,890 |
| Foreign | 23,134,162,631 | 16,714,022 | 23,150,876,653 |

| MARKET VALUE | Equity | Corporate Debt | Total |
|--------------|----------------------|--------------------|----------------------|
| Domestic | 1,943,066,200,493.20 | 279,976,024,593.11 | 2,223,042,225,086.31 |
| Foreign | 819,512,592,831.80 | 1,669,655,134.46 | 821,182,247,966.26 |

| | Quantity | Market Value(LKR) |
|------------|----------------|----------------------|
| Equity | 87,550,899,518 | 2,762,578,793,325.00 |
| Debentures | 2,822,677,025 | 281,645,679,727.57 |



De-Mat Percentages of Securities

DE-MAT PERCENTAGE FOR EQUITY 95.2%

DE-MAT PERCENTAGE FOR CORPORATE DEBT 99.6%

Corporate Actions and New Listings – October 2017

| | | |
|-----------------|-----------------------------------|------------|
| ESOSs | Commercial Bank of Ceylon PLC (2) | COMB.N0000 |
| | Hemas Holdings PLC (1) | HHL.N0000 |
| Scrip Dividends | Ceylon Hotels Corporation PLC (1) | CHOT.N0000 |
| Debt IPO | Siyapatha Finance PLC (1) | SLFL.D0421 |