



Central Depository Systems (Pvt) Limited

# INFOLINE

## February 2017



### Operational Highlights of Central Depository Systems (Pvt) Ltd. of Sri Lanka (CDS)

(A fully owned subsidiary of Colombo Stock Exchange)

Tel: 2356456 Fax: 2440396

E-mail: [cgs@cse.lk](mailto:cds@cse.lk)

Website: [www.cds.lk](http://www.cds.lk)

## Operational Highlights

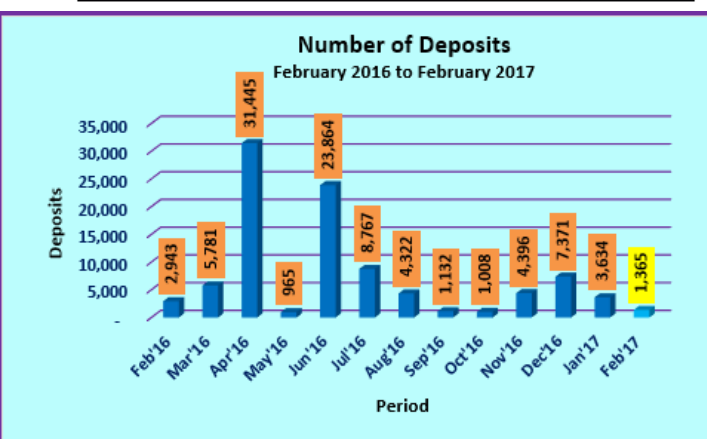
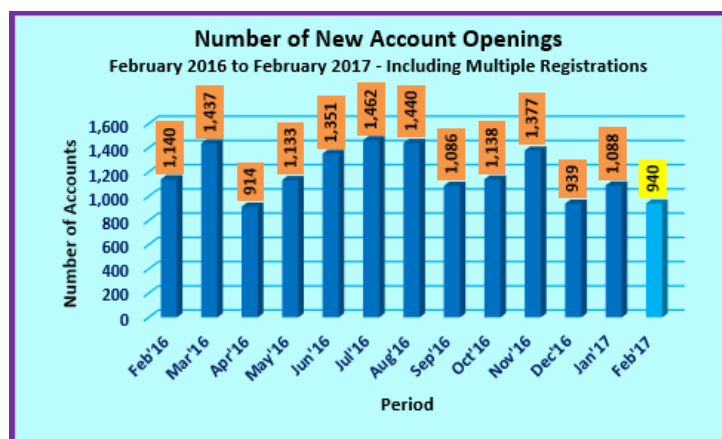
Major Operations	Feb-17	Jan-17	Dec-16	Nov-16	Oct-16	Sep-16	Feb-16
New Accounts (No.)	940	1,088	939	1,377	1,138	1,086	1,140
Deposits (No.)	1,365	3,634	7,371	4,396	1,008	1,132	2,943
Withdrawals (No.)	1	0	0	0	0	2	0
Transfers (No.)	1,451	2,163	1,647	3,574	2,542	2,479	1,436
Trades (No.) - Equity	47,075	50,722	43,708	54,791	76,149	112,244	64,658
Trades (No.)-Closed End Funds	29	36	35	17	69	66	36
Market Days (No.)	18	21	19	21	21	20	19
Listed Companies (No.)	295	295	295	294	295	295	295
Participants (No.)	51	51	51	51	51	51	52

Deposits in February 2017 include 675 direct deposits made due to Subdivisions, Right Issues, Initial public Offers and Capitalization of Reserves.

### Comparative analysis on monthly basis

	Feb 17	Jan 17	Dec 16	Nov 16	Oct 16
New Accounts (No.)	-13.60	15.87	-31.81	21.00	4.79
Deposits (No.)	-62.44	-50.70	67.68	336.11	-10.95
Trades (No.) - Equity	27.48	16.05	-20.23	-28.05	-32.16

	2017	2016
	<b>CUMALATIVE</b>	
	<b>JAN-FEB</b>	
New Accounts (No.)	2,028	2,447
Deposits (No.)	4,999	5,844
Withdrawals (No.)	1	1
Transfers (No.)	3,614	3,183
Trades (No.) - Equity	115,380	152,732
Trades (No.)-Closed End Funds	65	163



eServices Enrollment	As at 28th Feb 2017	Feb-17	As at 31st Jan 2017
SMS	10,303	92	10,211
e-Statements	15,861	321	15,540

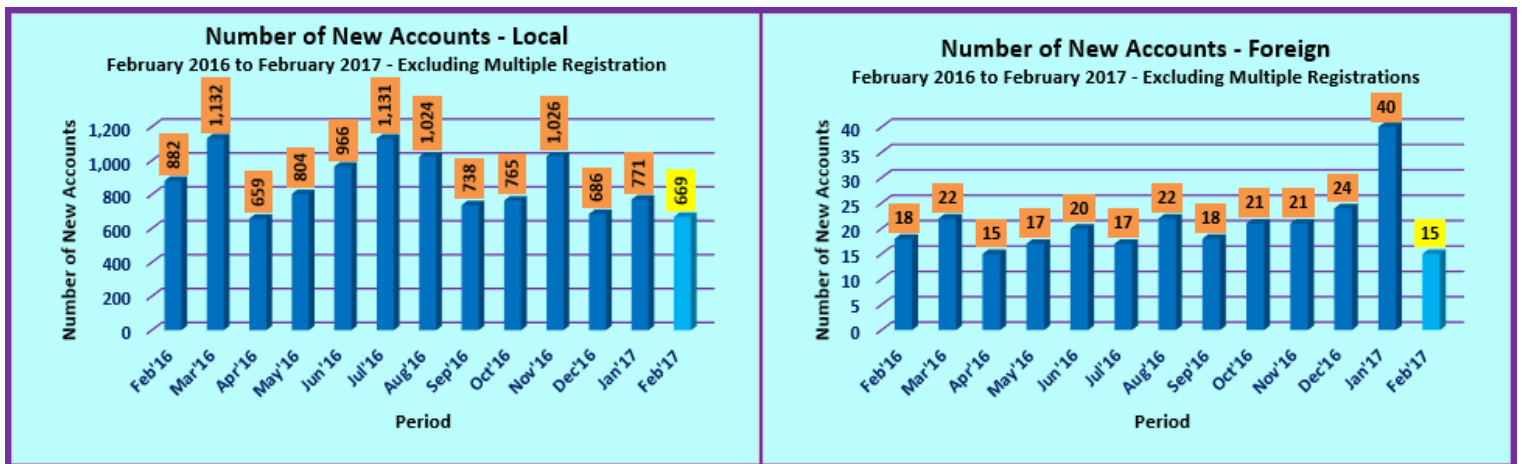
## Number of CDS Accounts by Investor Category

### De-Mat Accounts in CDS

	Feb-17	Jan-17	Dec-16	Nov-16	Oct-16	Sep-16	Feb-16
Local Individuals (No.)	593,675	593,027	592,286	591,628	590,630	589,890	583,619
Foreign Individuals (No.)	4,578	4,571	4,561	4,557	4,557	4,546	4,499
Local Companies (No.)	9,453	9,432	9,402	9,374	9,346	9,321	9,138
Foreign Companies (No.)	5,094	5,086	5,056	5,036	5,015	5,005	4,921
<b>Total Excluding Multiple Registrations</b>	<b>612,800</b>	<b>612,116</b>	<b>611,305</b>	<b>610,595</b>	<b>609,548</b>	<b>608,762</b>	<b>602,177</b>
<b>Total De-Mat Accounts Including Multiple Registrations</b>	<b>803,713</b>	<b>802,773</b>	<b>801,685</b>	<b>800,746</b>	<b>799,369</b>	<b>798,231</b>	<b>789,410</b>

### De-Mat Account Categories as a Percentage against Total Registrations Excluding Multiple Registrations (%)

	Feb-17	Jan-17	Dec-16	Nov-16	Oct-16	Sep-16	Feb-16
Local Individuals (No.)	96.88	96.88	96.89	96.89	96.90	96.90	96.92
Foreign Individuals (No.)	0.75	0.75	0.75	0.75	0.75	0.75	0.75
Local Companies (No.)	1.54	1.54	1.54	1.54	1.53	1.53	1.52
Foreign Companies (No.)	0.83	0.83	0.83	0.82	0.82	0.82	0.82
<b>Total Excluding Multiple Registrations</b>	<b>100.00</b>	<b>100.00</b>	<b>100.00</b>	<b>100.00</b>	<b>100.00</b>	<b>100.00</b>	<b>100.00</b>



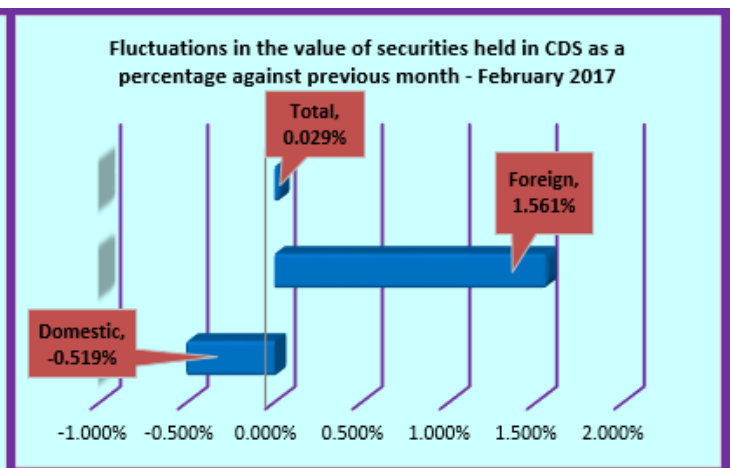
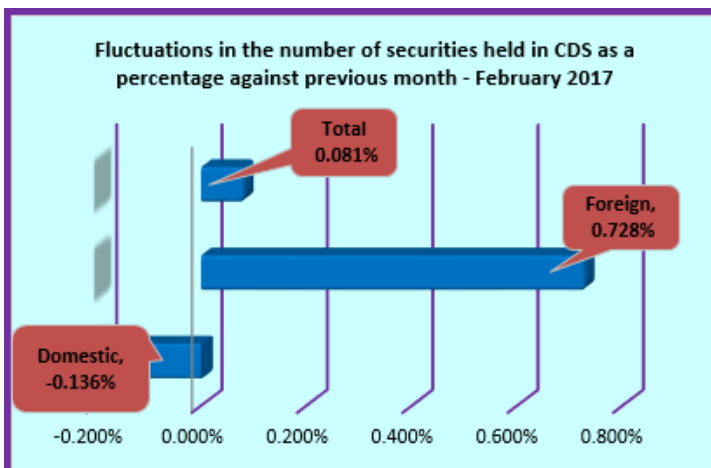
## Value & Quantity of the Securities held in the CDS

Securities Held in Custody (Nos.)	Feb-17	Jan-17	Dec-16	Nov-16	Feb-16
<b>Domestic</b>	64,167,953,728	64,255,500,229	63,685,060,656	62,856,413,470	58,488,395,401
<b>Foreign</b>	21,735,836,850	21,578,640,474	21,256,852,842	21,045,870,106	22,967,665,701
<b>Total</b>	<b>85,903,790,578</b>	<b>85,834,140,703</b>	<b>84,941,913,498</b>	<b>83,902,283,576</b>	<b>81,456,061,102</b>

Comparative Analysis on Fluctuations(Change)	Feb-17	Jan-17	Dec-16
<b>Domestic</b>	-0.136%	0.896%	1.318%
<b>Foreign</b>	0.728%	1.514%	1.002%
<b>Total</b>	<b>0.081%</b>	<b>1.050%</b>	<b>1.239%</b>

Securities Held in Custody (Rs.)	Feb-17	Jan-17	Dec-16	Nov-16	Feb-16
<b>Domestic</b>	2,058,103,634,697	2,068,843,383,353	2,089,436,837,750	2,010,850,506,992	1,689,991,316,046
<b>Foreign</b>	751,824,988,725	740,272,104,124	756,373,151,622	754,506,016,324	966,868,387,048
<b>Total</b>	<b>2,809,928,623,422</b>	<b>2,809,115,487,477</b>	<b>2,845,809,989,371</b>	<b>2,765,356,523,316</b>	<b>2,656,859,703,094</b>

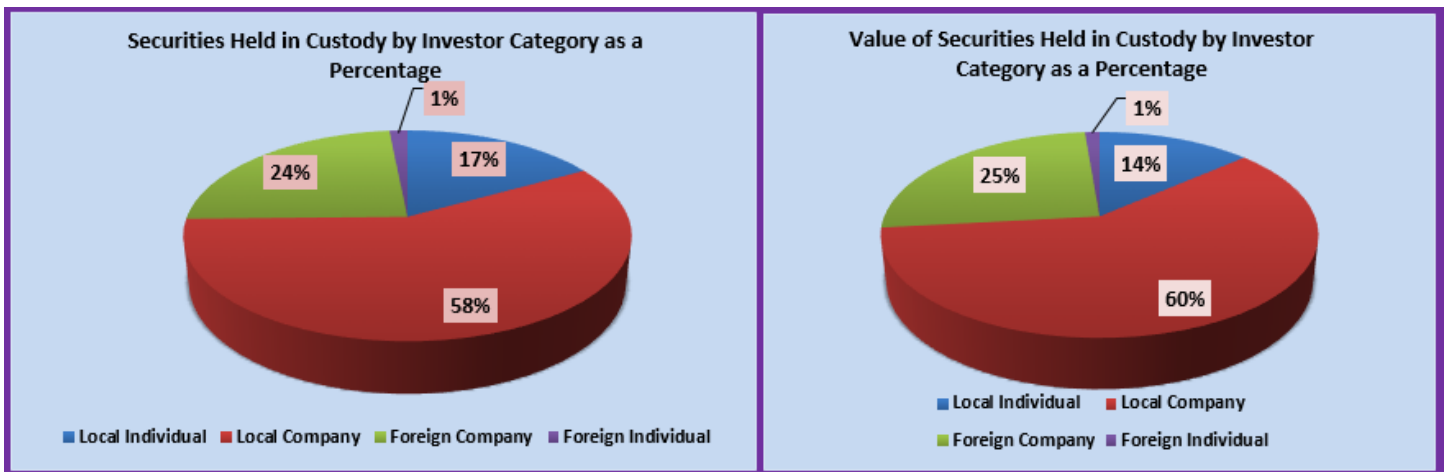
Comparative Analysis on Fluctuations(Change)	Feb-17	Jan-17	Dec-16
<b>Domestic</b>	-0.519%	-0.986%	3.908%
<b>Foreign</b>	1.561%	-2.129%	0.247%
<b>Total</b>	<b>0.029%</b>	<b>-1.289%</b>	<b>2.909%</b>



## Value & Quantity of the Securities held in the CDS by Investor Category as at 28<sup>th</sup> February 2017

Investor Category	Equity Holding	Corporate Debt Holding	Total Holding
Local Individual	14,269,931,283	185,526,694	14,455,457,977
Local Company	46,980,545,797	2,731,949,954	49,712,495,751
Foreign Company	20,391,903,790	14,077,133	20,405,980,923
Foreign Individual	1,326,438,088	3,417,839	1,329,855,927
<b>Total</b>	<b>82,968,818,958</b>	<b>2,934,971,620</b>	<b>85,903,790,578</b>

Investor Category	Equity Value	Corporate Debt Value	Total Value
Local Individual	361,695,927,872.90	18,517,547,071.54	380,213,474,944.44
Local Company	1,402,965,617,554.00	274,924,542,198.99	1,677,890,159,752.99
Foreign Company	714,220,468,545.50	1,420,430,141.33	715,640,898,686.83
Foreign Individual	35,843,852,507.00	340,237,530.69	36,184,090,037.69
<b>Total</b>	<b>2,514,725,866,479.40</b>	<b>295,202,756,942.55</b>	<b>2,809,928,623,421.95</b>

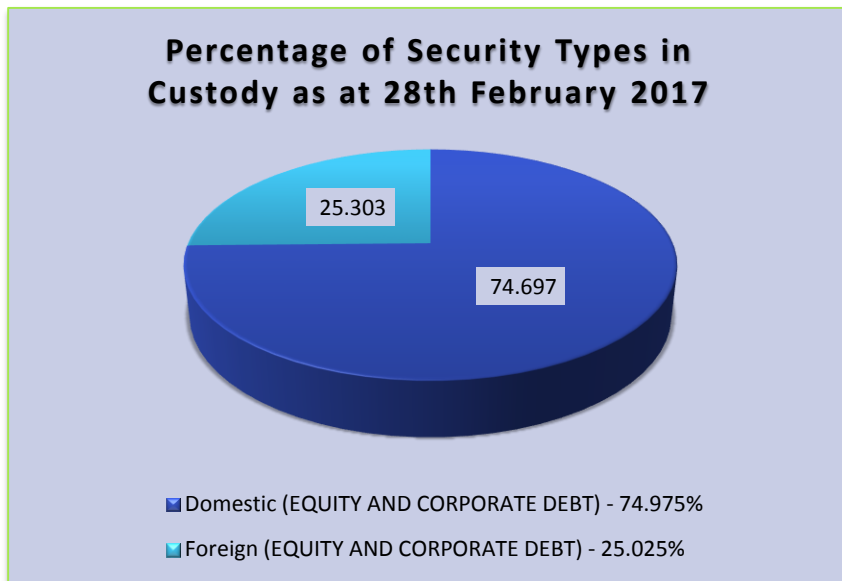
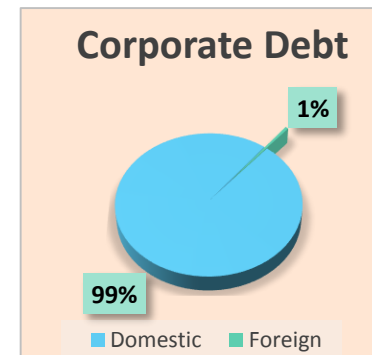
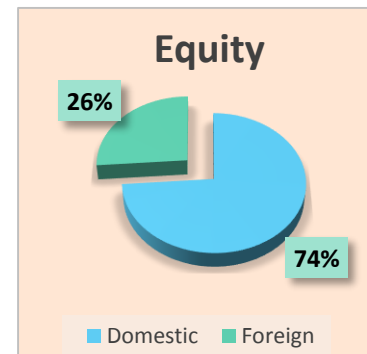


## Holdings in CDS as at 28<sup>th</sup> February 2017

HOLDINGS	Equity	Corporate Debt	Total
Domestic	61,250,477,080	2,917,476,648	64,167,953,728
Foreign	21,718,341,878	17,494,972	21,735,836,850

MARKET VALUE	Equity	Corporate Debt	Total
Domestic	1,764,661,545,427	293,442,089,271	2,058,103,634,697
Foreign	750,064,321,053	1,760,667,672	751,824,988,725

	Quantity	Market Value(LKR)
Equity	82,968,818,958	2,514,725,866,479
Debentures	2,934,971,620	295,202,756,943



### De-Mat Percentages of Securities

DE-MAT PERCENTAGE FOR EQUITY	95.2%
DE-MAT PERCENTAGE FOR CORPORATE DEBT	99.6%

## Corporate Actions and New Listings – February 2017

<b>Sub Division of Shares</b>	Lee Hedges PLC (1)	SHAW.N0000
<b>ESOPs</b>	Housing Development Finance Corporation Bank of Sri Lanka (1)	HDFC.N0000
	Commercial Bank of Ceylon PLC (4)	COMB.N0000
	Overseas Realty (Ceylon) PLC (1)	OSEA.N0000
<b>Rights Issue</b>	Overseas Realty (Ceylon) PLC (1)	OSEA.N0000
<b>Private Placement</b>	Multi Finance PLC (1)	MFL.N0000
<b>Re-Purchase of Shares</b>	Indo-Malay PLC (1)	INDO.N0000
	Shalimar (Malay) PLC (1)	SHAL.N0000