



Central Depository Systems (Pvt) Limited

# INFOLINE

## April 2017



**Operational Highlights of  
Central Depository Systems (Pvt) Ltd.  
of Sri Lanka (CDS)**

(A fully owned subsidiary of Colombo Stock Exchange)

Tel: 2356456 Fax: 2440396

E-mail: [cgs@cse.lk](mailto:cds@cse.lk)

Website: [www.cds.lk](http://www.cds.lk)

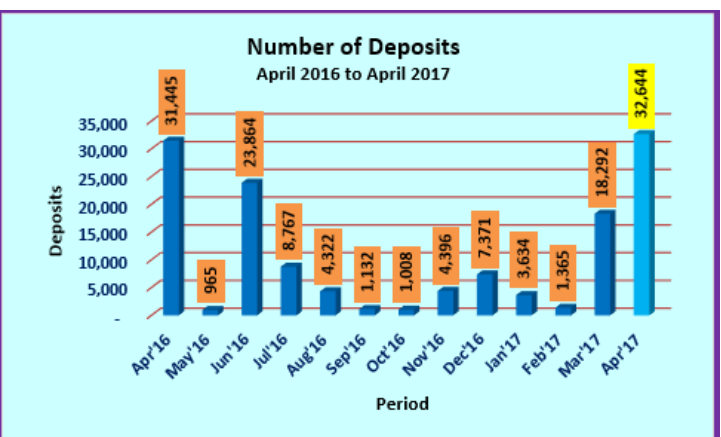
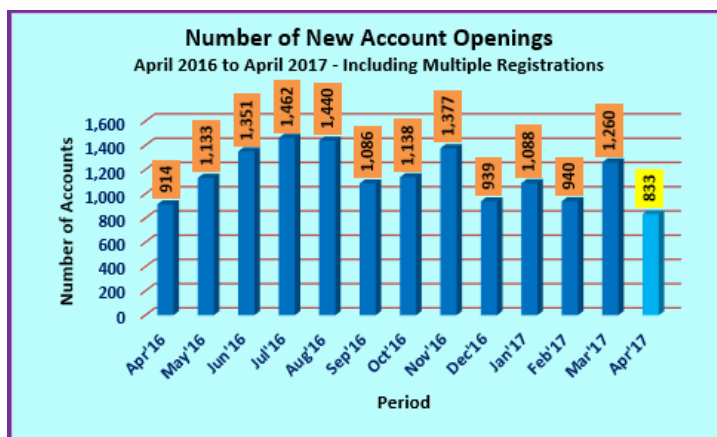
## Operational Highlights

Major Operations	Apr-17	Mar-17	Feb-17	Jan-17	Dec-16	Nov-16	Apr-16
New Accounts (No.)	833	1,260	940	1,088	939	1,377	914
Deposits (No.)	32,644	18,292	1,365	3,634	7,371	4,396	31,445
Withdrawals (No.)	0	3	1	0	0	0	3
Transfers (No.)	1,772	2,667	1,451	2,163	1,647	3,574	1,803
Trades (No.) - Equity	89,494	65,508	47,075	50,722	43,708	54,791	106,605
Trades (No.)-Closed End Funds	32	53	29	36	35	17	147
Market Days (No.)	17	23	18	21	19	21	18
Listed Companies (No.)	295	295	295	295	295	294	294
Participants (No.)	51	51	51	51	51	51	52

Deposits in April 2017 include 32,191 direct deposits made due to Subdivisions, Right Issues, Initial public Offers and Capitalization of Reserves.

### Comparative analysis on monthly basis

	Apr 17	Mar 17	Feb 17	Jan 17	Dec 16	2017	2016
						CUMULATIVE	
						JAN-APR	
New Accounts (No.)	-33.89	34.04	-13.60	15.87	-31.81	4,121	4,798
Deposits (No.)	78.46	1,240.07	-62.44	-50.70	67.68	55,935	43,070
Trades (No.) - Equity	36.62	39.16	-7.19	16.05	-20.23	4	7
						8,053	7,337
						252,799	342,347
						150	420



eServices Enrollment	As at 30 <sup>th</sup> April 2017	Apr-17	As at 31 <sup>st</sup> March 2017
SMS	10,451	63	10,388
e-Statements	16,782	424	16,358

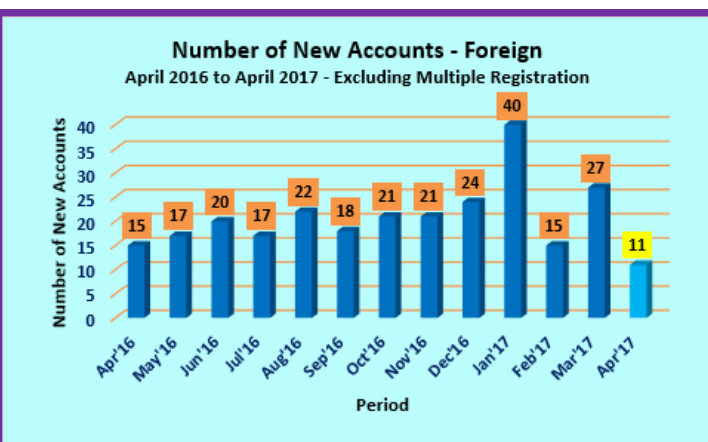
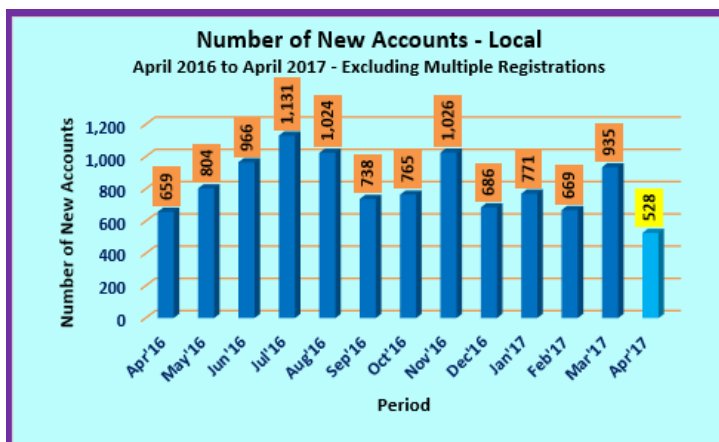
## Number of CDS Accounts by Investor Category

### De-Mat Accounts in CDS

	Apr-17	Mar-17	Feb-17	Jan-17	Dec-16	Nov-16	Apr-16
Local Individuals (No.)	595,102	594,586	593,675	593,027	592,286	591,628	585,348
Foreign Individuals (No.)	4,589	4,585	4,578	4,571	4,561	4,557	4,515
Local Companies (No.)	9,489	9,477	9,453	9,432	9,402	9,374	9,200
Foreign Companies (No.)	5,121	5,114	5,094	5,086	5,056	5,036	4,942
<b>Total Excluding Multiple Registrations</b>	<b>614,301</b>	<b>613,762</b>	<b>612,800</b>	<b>612,116</b>	<b>611,305</b>	<b>610,595</b>	<b>604,005</b>
<b>Total De-Mat Accounts Including Multiple Registrations</b>	<b>805,806</b>	<b>804,973</b>	<b>803,713</b>	<b>802,773</b>	<b>801,685</b>	<b>800,746</b>	<b>791,761</b>

### De-Mat Account Categories as a Percentage against Total Registrations Excluding Multiple Registrations (%)

	Apr-17	Mar-17	Feb-17	Jan-17	Dec-16	Nov-16	Apr-16
Local Individuals (No.)	96.87	96.88	96.88	96.88	96.89	96.89	96.91
Foreign Individuals (No.)	0.75	0.75	0.75	0.75	0.75	0.75	0.75
Local Companies (No.)	1.54	1.54	1.54	1.54	1.54	1.54	1.52
Foreign Companies (No.)	0.83	0.83	0.83	0.83	0.83	0.82	0.82
<b>Total Excluding Multiple Registrations</b>	<b>100.00</b>	<b>100.00</b>	<b>100.00</b>	<b>100.00</b>	<b>100.00</b>	<b>100.00</b>	<b>100.00</b>



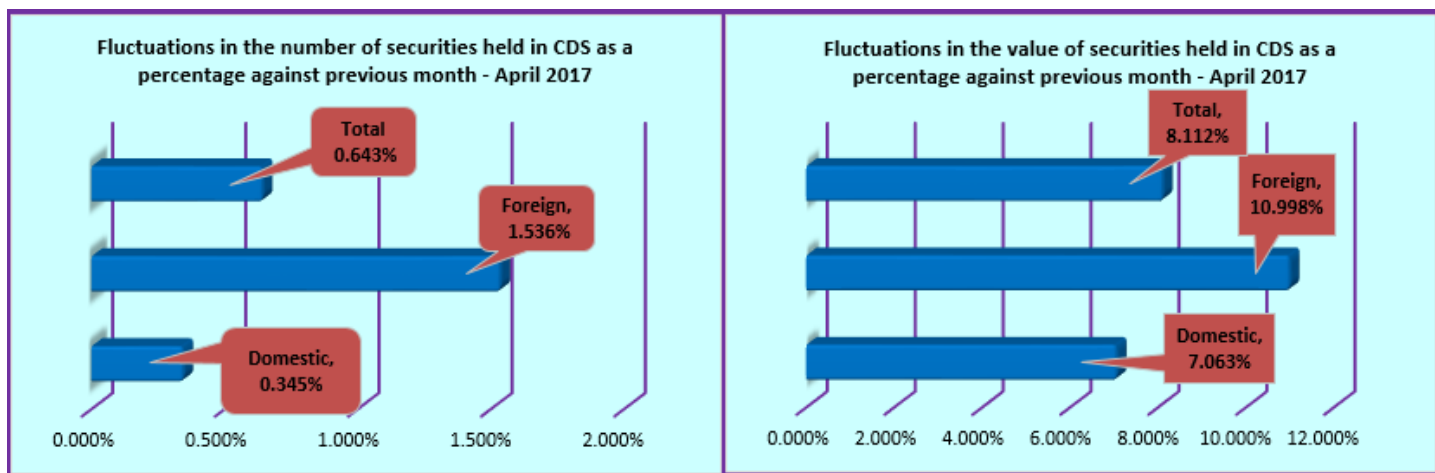
## Value & Quantity of the Securities held in the CDS

Securities Held in Custody (Nos.)	Apr-17	Mar-17	Feb-17	Jan-17	Apr-16
<b>Domestic</b>	65,762,546,480	65,536,247,168	64,167,953,728	64,255,500,229	61,285,224,504
<b>Foreign</b>	22,197,844,520	21,862,142,572	21,735,836,850	21,578,640,474	20,932,681,148
<b>Total</b>	<b>87,960,391,000</b>	<b>87,398,389,740</b>	<b>85,903,790,578</b>	<b>85,834,140,703</b>	<b>82,217,905,652</b>

Comparative Analysis on Fluctuations(Change)	Apr-17	Mar-17	Feb-17
<b>Domestic</b>	0.345%	2.132%	-0.136%
<b>Foreign</b>	1.536%	0.581%	0.728%
<b>Total</b>	<b>0.643%</b>	<b>1.740%</b>	<b>0.081%</b>

Securities Held in Custody (Rs.)	Apr-17	Mar-17	Feb-17	Jan-17	Apr-16
<b>Domestic</b>	2,188,411,685,048	2,044,032,220,782	2,058,103,634,697	2,068,843,383,353	2,026,564,589,212
<b>Foreign</b>	824,423,247,841	742,738,833,667	751,824,988,725	740,272,104,124	771,526,068,070
<b>Total</b>	<b>3,012,834,932,890</b>	<b>2,786,771,054,450</b>	<b>2,809,928,623,422</b>	<b>2,809,115,487,477</b>	<b>2,798,090,657,282</b>

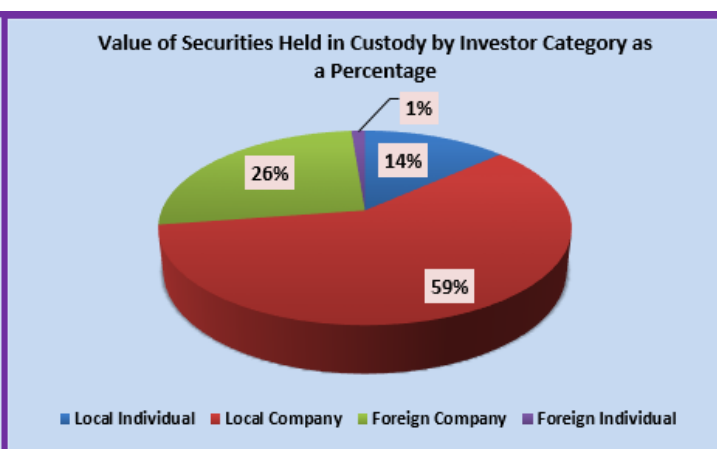
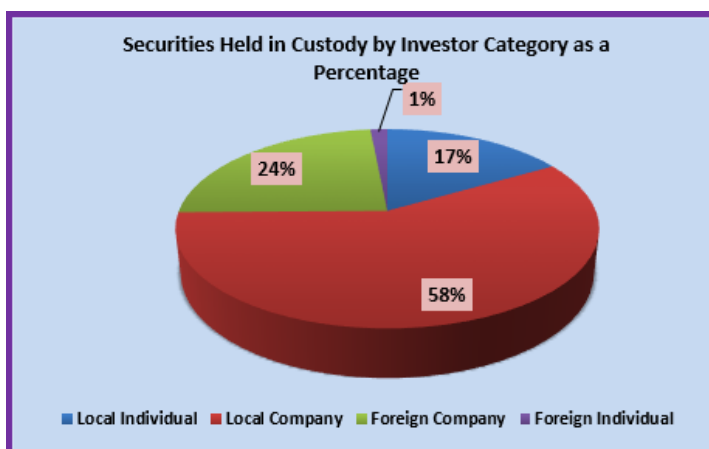
Comparative Analysis on Fluctuations(Change)	Apr-17	Mar-17	Feb-17
<b>Domestic</b>	7.063%	-0.684%	-0.519%
<b>Foreign</b>	10.998%	-1.209%	1.561%
<b>Total</b>	<b>8.112%</b>	<b>-0.824%</b>	<b>0.029%</b>



## Value & Quantity of the Securities held in the CDS by Investor Category as at 30<sup>th</sup> April 2017

Investor Category	Equity Holding	Corporate Debt Holding	Total Holding
Local Individual	14,434,002,965	178,872,129	14,612,875,094
Local Company	48,439,349,567	2,710,321,819	51,149,671,386
Foreign Company	20,838,551,169	14,077,133	20,852,628,302
Foreign Individual	1,341,776,979	3,439,239	1,345,216,218
<b>Total</b>	<b>85,053,680,680</b>	<b>2,906,710,320</b>	<b>87,960,391,000</b>

Investor Category	Equity Value	Corporate Debt Value	Total Value
Local Individual	385,908,059,885.10	17,722,704,591.81	403,630,764,476.91
Local Company	1,512,736,614,476.60	272,044,306,094.61	1,784,780,920,571.21
Foreign Company	785,074,487,636.00	1,421,137,006.33	786,495,624,642.33
Foreign Individual	37,585,373,149.60	342,250,049.52	37,927,623,199.12
<b>Total</b>	<b>2,721,304,535,147.30</b>	<b>291,530,397,742.27</b>	<b>3,012,834,932,889.57</b>

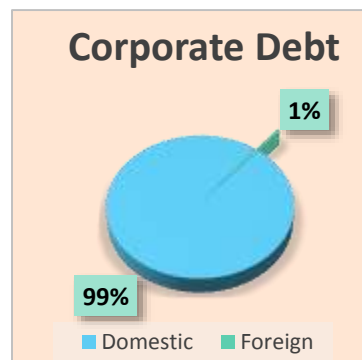
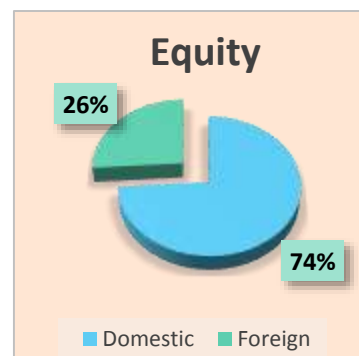
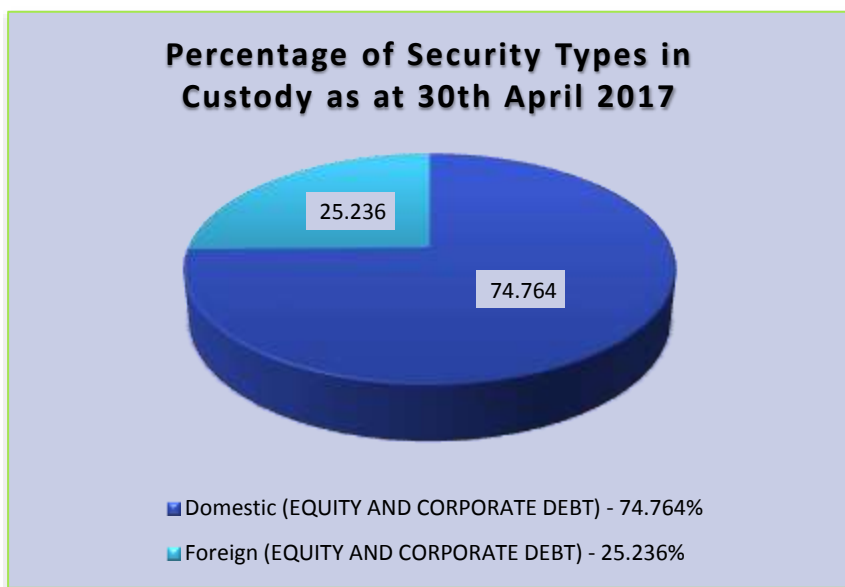


## Holdings in CDS as at 30<sup>th</sup> April 2017

HOLDINGS	Equity	Corporate Debt	Total
<b>Domestic</b>	62,873,352,532	2,889,193,948	65,762,546,480
<b>Foreign</b>	22,180,328,148	17,516,372	22,197,844,520

MARKET VALUE	Equity	Corporate Debt	Total
<b>Domestic</b>	1,898,644,674,362	289,767,010,686	2,188,411,685,048
<b>Foreign</b>	822,659,860,786	1,763,387,056	824,423,247,841

	Quantity	Market Value(LKR)
<b>Equity</b>	85,053,680,680	2,721,304,535,147
<b>Debentures</b>	2,906,710,320	291,530,397,742



### De-Mat Percentages of Securities

DE-MAT PERCENTAGE FOR EQUITY	95.2%
DE-MAT PERCENTAGE FOR CORPORATE DEBT	99.6%

## Corporate Actions and New Listings – April 2017

IPO	BPPL Holdings Ltd (1)	BPPL.N0000
Sub-Division	Singer Sri Lanka PLC (1)	SINS.N0000
Scrip-Dividends	Hatton National Bank PLC (2)	HNB.N0000
		HNB.X0000
	Commercial Bank of Ceylon PLC (2)	COMB.N0000
		COMB.X0000
	Seylan Bank PLC (2)	SEYB.N0000
		SEYB.X0000
ESOPs	Hatton National Bank PLC (2)	HNB.N0000
		HNB.X0000